

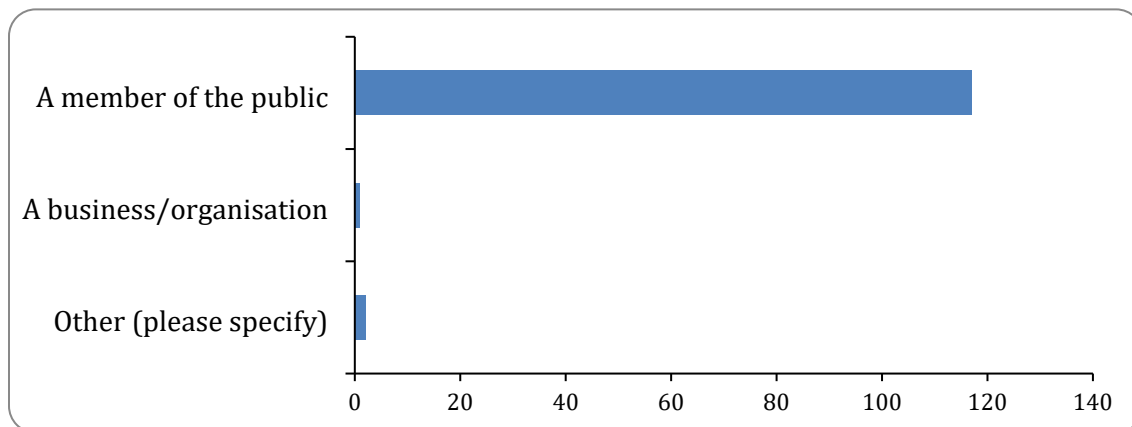
## South Oxfordshire Polling Districts and Places Review Consultation

The activity ran from 13/09/2024 to 25/10/2024

Responses to this survey: **120**

### 1: Are you responding as

There were 120 responses to this part of the question.



Option	Total	Percent
<b>A member of the public</b>	117	97.50%
<b>A neighbouring local authority</b>	0	0.00%
<b>A business/organisation</b>	1	0.83%
<b>Other (please specify)</b>	2	1.67%
<b>Not Answered</b>	0	0.00%

### If you selected 'other' please specify - are you responding as

There were 3 responses to this part of the question.

- 1 Both member of public and election worker
- 2 Goring Community Centre
- 3 Trustee of the Goring and Streatley Community Centre

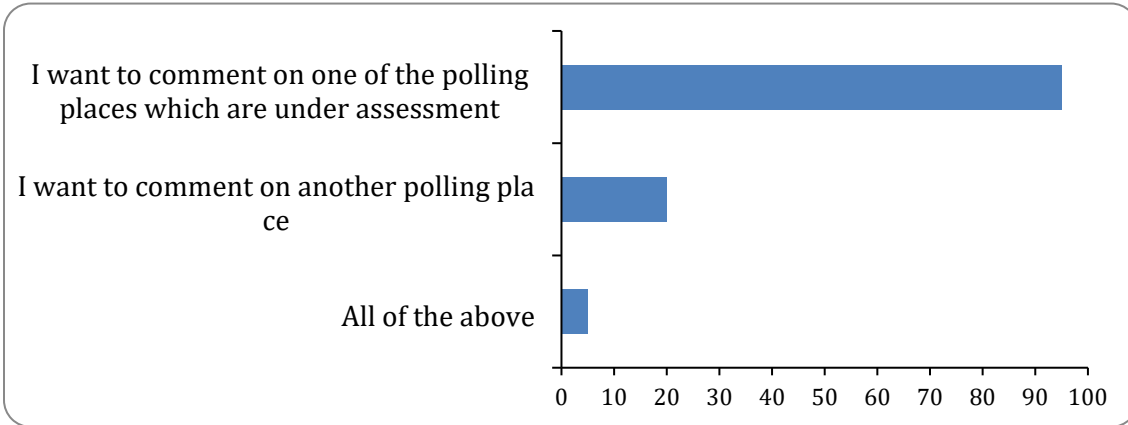
**2: If you selected neighbouring local authority or business/organisation, please let us know its name.**

There was 1 response to this part of the question.

- 1 Goring Community Centre

**3: Please select one of the options below.**

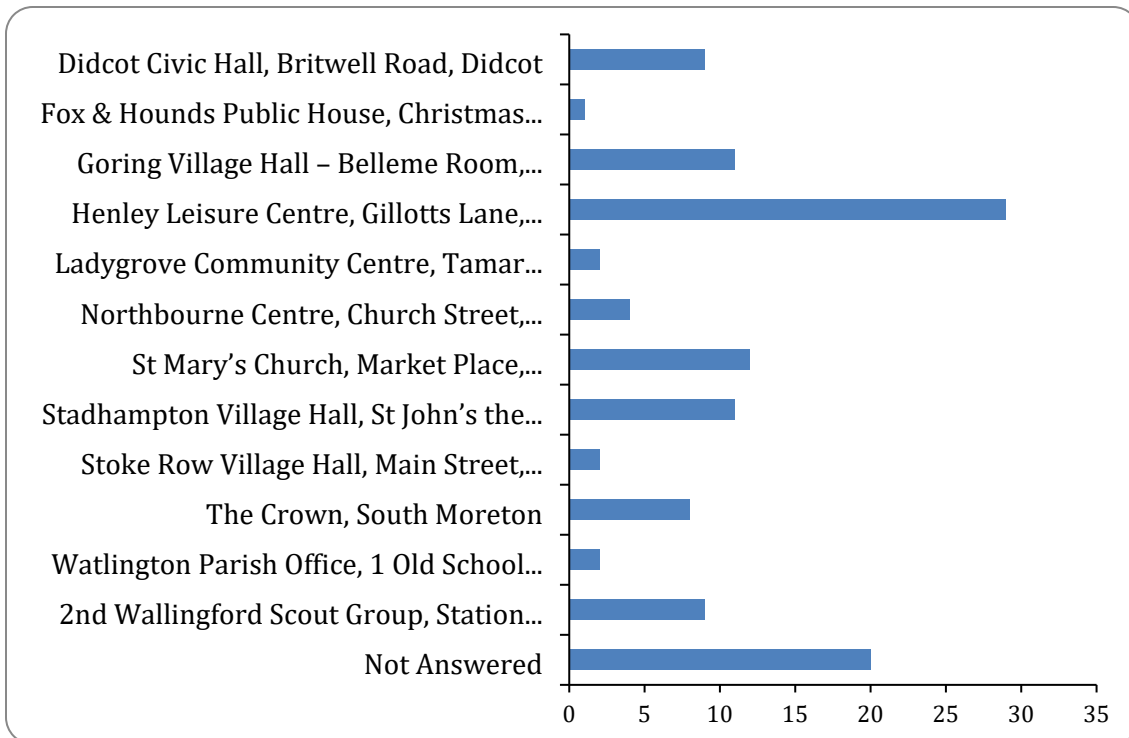
There were 120 responses to this part of the question.



Option	Total	Percent
<b>I want to comment on one of the polling places which are under assessment</b>	95	79.17%
<b>I want to comment on another polling place</b>	20	16.67%
<b>All of the above</b>	5	4.17%
<b>Not Answered</b>	0	0.00%

**4: Please use the dropdown list below to select the polling place you would like comment on.**

There were 100 responses to this part of the question.



Option	Total	Percent
<b>Barnes Close Community Centre, Barnes Close, Barnes Road, Didcot</b>	0	0.00%
<b>Didcot Civic Hall, Britwell Road, Didcot</b>	9	7.50%
<b>Fox &amp; Hounds Public House, Christmas Common</b>	1	0.83%
<b>Goring Village Hall – Belleme Room, High Street, Goring on Thames</b>	11	9.17%
<b>Henley Leisure Centre, Gillotts Lane, Henley on Thames</b>	29	24.17%
<b>Ladygrove Community Centre, Tamar Way, Didcot</b>	2	1.67%
<b>Northbourne Centre, Church Street, Didcot</b>	4	3.33%
<b>Shiplake Scout Hut, Shiplake Row</b>	0	0.00%
<b>St Mary's Church, Market Place, Wallingford</b>	12	10.00%
<b>Stadhampton Village Hall, St John's the Baptist, The Green</b>	11	9.17%
<b>Stoke Row Village Hall, Main Street, Stoke Row</b>	2	1.67%
<b>Tetsworth Memorial Hall, High Street, Tetsworth</b>	0	0.00%
<b>The Crown, South Moreton</b>	8	6.67%
<b>Waterperry Gardens Limited, Waterperry, Neat Wheatley</b>	0	0.00%
<b>Watlington Parish Office, 1 Old School Place, Gorwell</b>	2	1.67%

<b>2nd Wallingford Scout Group, Station Fields (off Station Road), (Under the Water Tower)</b>	9	7.50%
<b>Not Answered</b>	20	16.67%

**5: If you want, you can use the text box below to comment on any of the above polling places, for example to highlight issues or make suggestions based on your voting experience. Please make sure you mention the specific location(s) you are commenting on.**

There were 17 responses to this part of the question.

- 1 I live in Brightwell Baldwin (polling district LCB). We have around 150 voters attached to this polling location.  
  
But I am a political activist for the Liberal Democrats and spend a lot of time in Chinnor. I think around 4,000 people are attached to one polling station there.  
  
Honestly, the coverage makes no sense. Please arrange for a more rational coverage of our voting population.
- 2 Goring Heath Parish Hall, Whitchurch Hill: lovely hall with good parking. access and facilities.
- 3 I agree that everyone of voting age should have unhindered access to their local voting centre
- 4 LAD - Although I normally use a postal vote, I sometimes use St Laurence Hall, Warborough which is very convenient and has easy access.
- 5 I am not aware of any issue with [LAD] St Laurence Hall, Warborough
- 6 According to the Henley Herald: "Residents are being asked what they think of a proposed move of the polling station at Henley Leisure Centre due to the excess noise to Sacred Heart Church Hall and Henley Town Hall depending on your polling district."  
The Sacred Heart Church Hall has only been used once.  
That, I believe was acceptable.  
If the Leisure Centre is to be closed, and voters sent to Walton Avenue - then that would be rejected by most if not all of the residents.  
Walton Avenue is a private road maintained by the residents of the road, including the church.  
The dust thrown up and the wear on the road and the noise by a large number of voters would be unacceptable.
- 7 You have closed our polling station, and moved it to an inaccessible location. We are the shillingford hill ward and should be RAC2 i believe. However you have closed us down and co-located us with RAC1 . Note Rac1 and RAC2 are now the same location in Brightwell cum Sotwell. This is over an hours walk away over fields. There is no public transport link. It is a 15minute drive away and many here have no car. can we please have a polling station back in our ward! A local farmer offered his premises to you 2 years ago but you ignored his offer.
- 8 Henley- Sacred Heart Hall is ideal, and should be retained
- 9 Beckley Village Hall is an excellent building and ideal for the use of a polling station. As members of Beckley village we are very happy with the hall as a polling station.

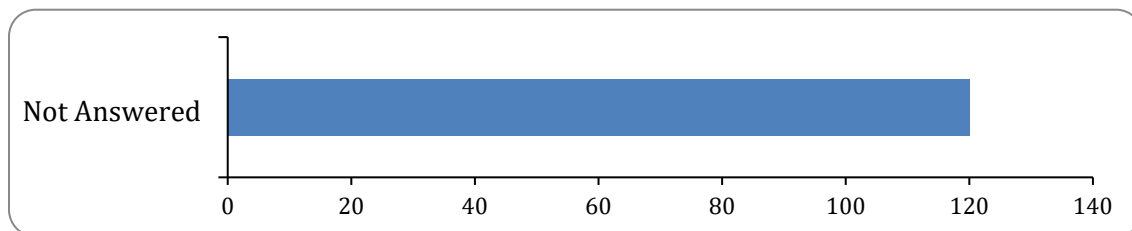
- 10 Garsington village hall has no parking in access is bad for older people and people with disability. The sports and social club on Denton lane has parking and easy access for disadvantaged people
- 11 LNA2
- 12 The town hall in Henley as steps up into the building. Not accessible for physical disabled
- 13 Lia1 Henley Town Hall

No Wheelchair access or limited mobility assistance, partial/ total sight loss, this venue is not accessible for anyone who is not in very good health with no disabilities

- 14 Fleetmeadow community centre is a perfect location for voting - highly accessible
- 15 RBB is an accessible location but unless you walk round here, it's not brilliantly signed and I'm not sure everyone knows how to find it
- 16 RAC1 & RAC2 - Stewart Hall, Brightwell-cum-Sotwell - we live on Shillingford Hill mobile home park, and have to travel all the way to Brightwell-cum-Sotwell to vote. Impossible to do so unless you have a car, and all the roads in the village are single track, so it's a very difficult journey. Shillingford itself and/or Warborough would be much more suitable venues
- 17 Goring and district Community Centre has access from more of the electorate and is not near a busy road. Access for the disabled and from its own car park is easier than the Belleme room

**6: How far do you agree or disagree with the proposal to move the polling place from Waterperry Gardens Limited to Holton Village Hall?**

There were 0 responses to this part of the question.



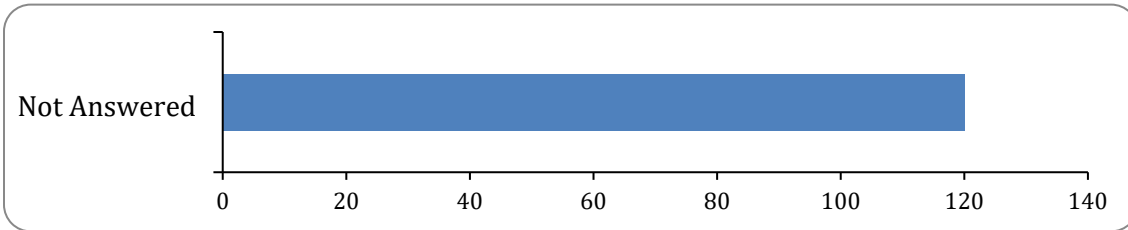
Option	Total	Percent
Strongly agree	0	0.00%
Agree	0	0.00%
Neither agree nor disagree	0	0.00%
Disagree	0	0.00%
Strongly disagree	0	0.00%
Not Answered	120	100.00%

**If you have any comments on the above proposal, please use the box below to let us know.**

There were 0 responses to this part of the question.

**7: Would you like to comment on another polling place in South Oxfordshire?**

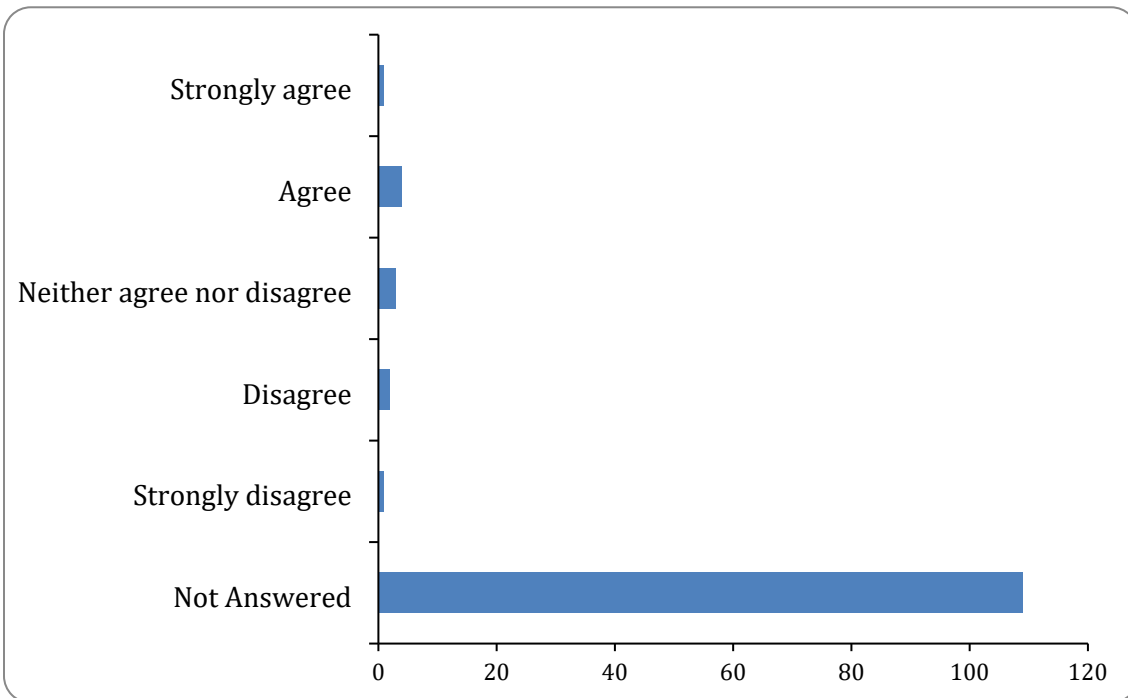
There were 0 responses to this part of the question.



Option	Total	Percent
Yes	0	0.00%
No	0	0.00%
Not Answered	120	100.00%

**8: How far do you agree or disagree with the proposal to remove the reference to a specific room (Belleme Room) which can be used a polling place inside Goring Village Hall?**

There were 11 responses to this part of the question.



Option	Total	Percent
Strongly agree	1	0.83%

<b>Agree</b>	4	3.33%
<b>Neither agree nor disagree</b>	3	2.50%
<b>Disagree</b>	2	1.67%
<b>Strongly disagree</b>	1	0.83%
<b>Not Answered</b>	109	90.83%

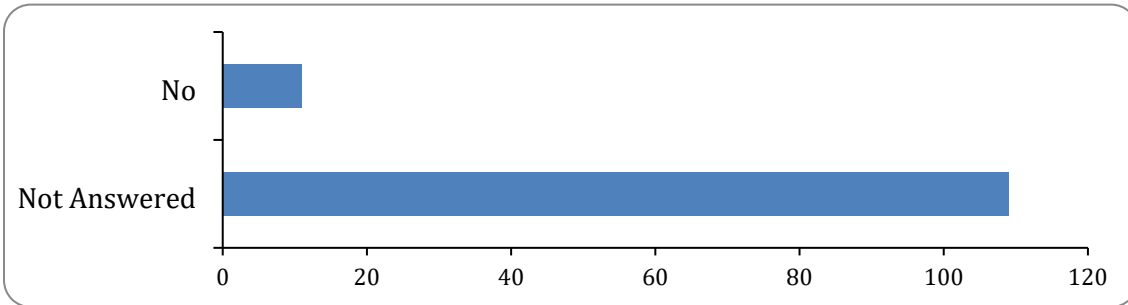
### Comments on removal of reference to specific room in Goring Village Hall

There were 8 responses to this part of the question.

- 1 It's the same building and is always appropriately signposted.. not everyone recognises the room name
- 2 I have no objection to which room, as long as the polling station remains within the Goring Village Hall.
- 3 Polling should be moved from Goring village hall to the Goring and District Community Centre, Old School, Station Road, Goring RG8 9HB. This is more central to the polling area. The front (main) entrance will shortly face on to a new pedestrian priority lane in Station Road. It has an accessible entrance and accessible lavatory and has ample car parking for staff and voters that does not, unlike at Goring village hall, tend to obstruct the pavement, making it difficult for people with impaired mobility to enter or pass by. The Community Centre has good, direct pedestrian and wheelchair / mobility scooter / pushchair access, through the Arcade, to and from High Street, close to the shops. This latter point will encourage rather than discourage participation in elections by Goring residents.
- 4 Access for the disabled is not d  
Good enough
- 5 If possible, polling should be moved from Goring Village Hall to the Goring and District Community Centre, Old School, Station Road, Goring RG8 9HB. Advantages to the voting public are: easy access from anywhere in the polling area (access to the front of the building from Station Road and to the rear of the building via the Arcade); ample parking for voters (useful for voters who don't like to walk in the rain); easy access for wheelchairs and mobility scooters; large rooms which can be configured for maximum voter privacy.
- 6 I think that the Village Hall generally is not suitable at all, due mainly to the fact that it is difficult for disabled voters to gain access. There is not sufficient parking close enough. I think that a better place would be the Goring Community Centre in Station Road. It has plenty of parking, is very accessible from the centre of the village with disabled access straight from the car park. There is a kitchen and toilets for use of the staff on voting days.
- 7 It has been suggested that it might be better to use the Community Centre, Station Road, Goring RG8 9HB for the polling station. It has access for the disabled and car parking for both voters and staff. It is also in a more central location in the village and houses the offices of Goring on Thames Parish Council. Its location near the shops in Goring will encourage people to vote.
- 8 I propose the use of the Goring and Streatley Community Centre in Station Rd, Goring as it is right in the middle of the village. There is parking at the back which can be used together with disabled access. There is plenty of room for the voting booths and volunteers. Toilets and a kitchen again for volunteers use.

**9: Would you like to comment on another polling place in South Oxfordshire?**

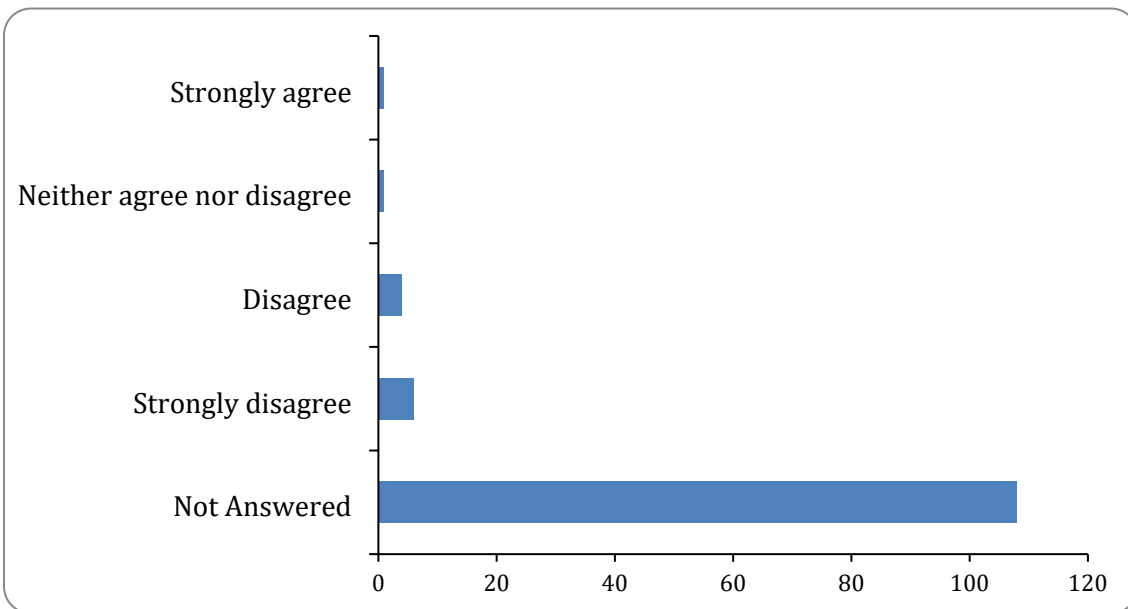
There were 11 responses to this part of the question.



Option	Total	Percent
Yes	0	0.00%
No	11	9.17%
Not Answered	109	90.83%

**10: How far do you agree or disagree with the proposal to find an alternative venue to replace Stadhampton Village Hall as a polling place?**

There were 12 responses to this part of the question.



Option	Total	Percent
Strongly agree	1	0.83%
Agree	0	0.00%
Neither agree nor disagree	1	0.83%



<b>Disagree</b>	4	3.33%
<b>Strongly disagree</b>	6	5.00%
<b>Not Answered</b>	108	90.00%

**Comments on replacing Stadhampton village hall as polling place**

There were 9 responses to this part of the question.

- 1 I agree it does not have good disabled access, however I cannot think of a better option for the polling station.
- 2 There is a need for the location to have safe, level and accessible parking - which is currently lacking. The location is difficult to access and poorly signed.
- 3 This is a convenient and safe place for elderly people to vote in the village. It also enables working families to be more flexible with where they can vote.
- 4 This is a central and easily accessible location for my village. Alternative is to use a postal vote. I do not agree with using schools due to the academic & social disruption on children. I do not agree with locations further afield due to difficulty of access for a larger number of people. People with access disabilities already attend the present location for church or for village functions. Therefore I do not consider access difficulties sufficient to warrant a change of polling location for an entire village.
- 5 I'm not sure there is a better place in the village and it is really important that the polling station is kept in the village. It would be better to try and improve the accessibility of this venue.
- 6
- 7 This building needs better access a "hard" path, ramps and an internal glass "porch" so that the old and heavy door can be left open rather than being an insuperable obstacle. These things are all do-able and the need for polling station access is part of the "push" to make it happen
- 8 The church/village hall is the most suitable venue as a polling place. There is level access to the church with only a small step down to enter the church and a level access is provided via the vestry door. There is sufficient outdoor lighting also. The only other suitable venue in the parish is the school but this means it having to close when it was previously used as a polling place so not an ideal situation.
- 9 There's lots of people in the village with mobility needs so having somewhere to vote within the village is very important. There isn't really another publicly accessible venue within the village so to stop using this site would mean people needing to travel out of the village which makes it more difficult to vote. It would also have an environmental impact and raise issues of parking as there aren't many public transport options to nearby villages

**11: If you can suggest any venues in the local area that could replace Stadhampton Village Hall as a polling place, please use the box below to let us know.**

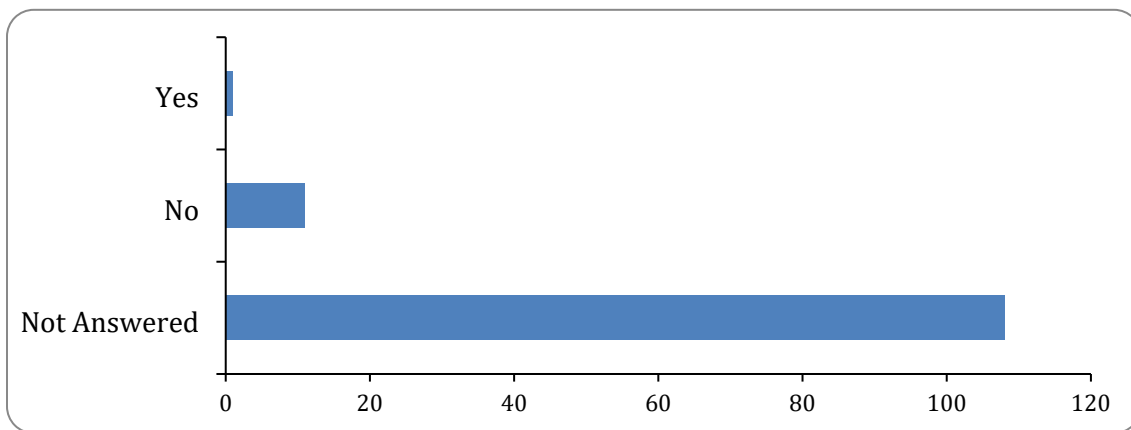
There were 7 responses to this part of the question.

- 1 No, I'm afraid not!!
- 2 Stadhampton Community Hall / School. Stadhampton Pavilion - the green.

- 3 Stadhampton Village Primary School.
- 4 Please do NOT use a different location. Please do NOT use the school and interrupt the education and safety of the children.
- 5 None known
- 6 St Katherines church.
- 7 The only other suitable venue is the school but this is not ideal as it would have to close on any polling day.

**12: Would you like to comment on another polling place in South Oxfordshire?**

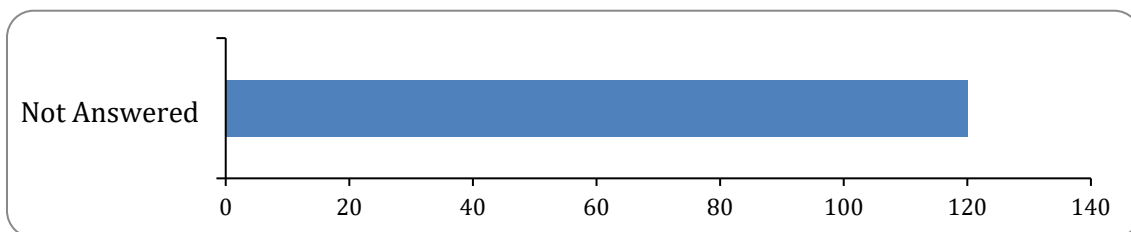
There were 12 responses to this part of the question.



Option	Total	Percent
Yes	1	0.83%
No	11	9.17%
Not Answered	108	90.00%

**13: How far do you agree or disagree with the proposal to move the polling place for LHH voters from Tetsworth Memorial Hall to Lewknor Village Hall?**

There were 0 responses to this part of the question.



Option	Total	Percent
Strongly agree	0	0.00%

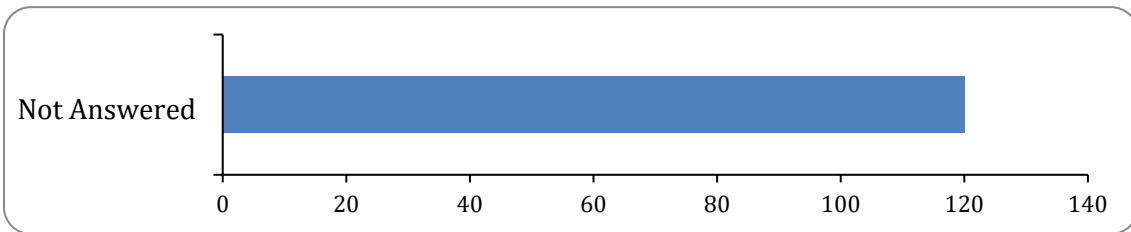
<b>Agree</b>	0	0.00%
<b>Neither agree nor disagree</b>	0	0.00%
<b>Disagree</b>	0	0.00%
<b>Strongly disagree</b>	0	0.00%
<b>Not Answered</b>	120	100.00%

**Comments on proposal to replace Tetsworth village hall with lewknor Village hall as polling place**

There were 0 responses to this part of the question.

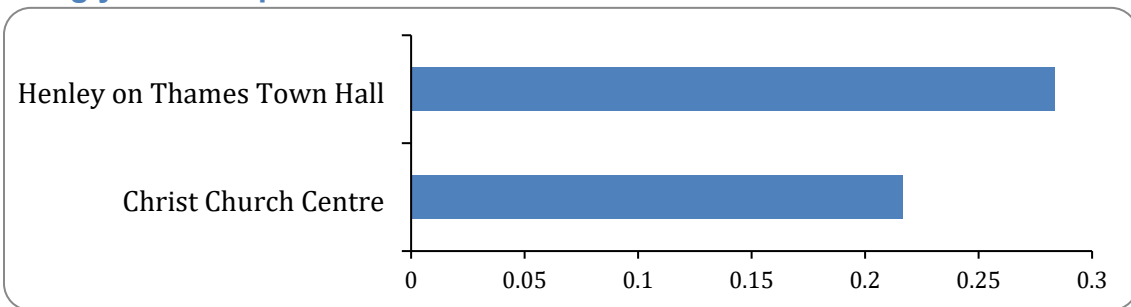
**14: Would you like to comment on another polling place in South Oxfordshire?**

There were 0 responses to this part of the question.



<b>Option</b>	<b>Total</b>	<b>Percent</b>
<b>Yes</b>	0	0.00%
<b>No</b>	0	0.00%
<b>Not Answered</b>	120	100.00%

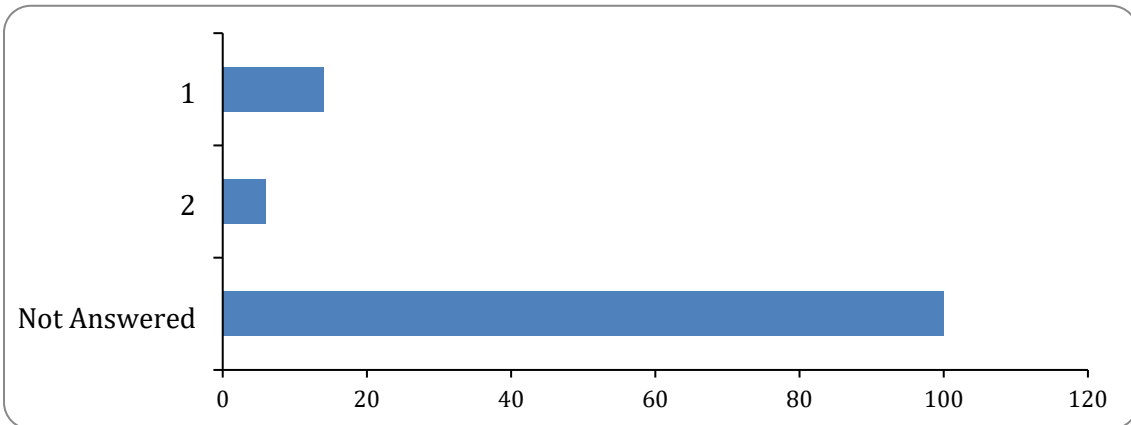
**15: Please rank the alternative venues we have identified for LIA2 Henley 2 (North) in order of preference, with 1 being your favourite venue, and 2 being your least preferred one.**



Item	Ranking
Henley on Thames Town Hall	0.28
Christ Church Centre	0.22

**Rank alternative venues for LIA2 Henley 2 North - Henley on Thames Town Hall**

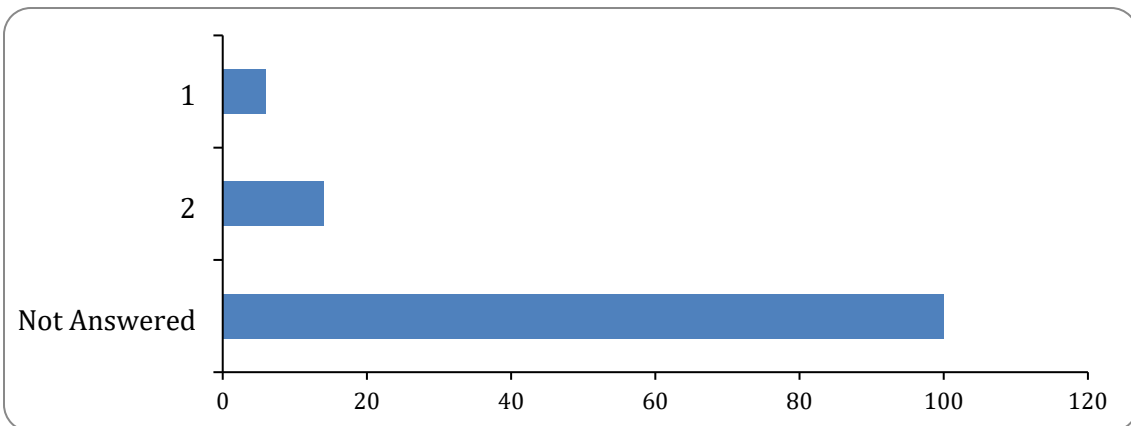
There were 20 responses to this part of the question.



Option	Total	Percent
1	14	11.67%
2	6	5.00%
Not Answered	100	83.33%

**Rank alternative venues for LIA2 Henley 2 North - Christ Church Centre**

There were 20 responses to this part of the question.



Option	Total	Percent
1	6	5.00%
2	14	11.67%
Not Answered	100	83.33%

**Comments on proposal to change Henley Leisure Centre as polling place for LIA2**

There were 15 responses to this part of the question.

- 1 I do not understand why you wish to move away from the existing Henley Leisure Centre for our Polling station as it is very convient being just out of the town centre with plenty of parking spaces. None of your proposed alternatives meet either criteria. Whether you like it or not a majority of voters arrive by car. The Town Hall is in the centre of the town and really unable to cope with any more voters on the day. People park in the disabled parking spaces or on the double yellow lines, some on the pavement! Very few use the Greys Road caprpark and walk over - too lazy???. To try and get in to the Christchurch centre carpark is asking for trouble as it is on the main Reading road and is a very small, conjested carpark.
- 2 Can't see what's wrong with Henley Leisure Centre. An easy walk for most.
- 3 The leisure centre is perfect. Please leave it. There is parking, which encourages some voters, and it has a very smooth operation. Don't fix something that doesn't need fixing.
- 4 Personally I actually believe the leisure centre is a perfect location! It will alienate a lot of voters from the top of Henley as the parking at the Christchurch centre is very limited and traffic thst side of town is terrible on a quiet day! Plus the town hall houses so many voters and parking in town is mostly terrible too!
- 5 Please retain Henley Leisure Centre as a polling station to support accessibility to residents in the Gillotts area who already face limitations such as lack of shops
- 6 Parking could be an issue since a lot of people drove to vote at the Leisure Centre and there isn't any parking dedicated to either venue
- 7 I am of (as far as I can tell) of normal hearing for my age. This polling station is to my mind NOT excessively noisy. It is easy to access via the 3 footpaths, has reasonable parking, and serviced by the Henley Hopper. The alternates offered are approximately 1 mile away and probably around 300-400 ft vertical Hight difference. (Greys Hill), Considering many of my neighbours are closer to 80 than any other decade, it would be a strong disincentive to vote. It is almost gerrymandering in my humble opinion.
- 8 Both of these alternatives are not viable for my family and many of our elderly and less able neighbours. The current option (Henley Leisure Centre) has ample parking unlike the Town Hall and is much more accessible for the many elderly people living on Makins, Blandy, Wootton Roads. The Town Hall would meant more people being forced into the town centre which already struggles for parking on a quiet day. On polling day, many people would be left unable to vote due to the lack of parking. Both alternative options are at the buttom of the hill and therefore inaccessible for those less able living at the top of the hill.
- 9 Leisure centre works fine as is and is perfectly accessible to all
- 10 I have voted in Henley Leisure Centre for 10 years and cannot understand why it might be 'too noisy'! Noisy for whom? In my experience the voters are normally well behaved and the Leisure

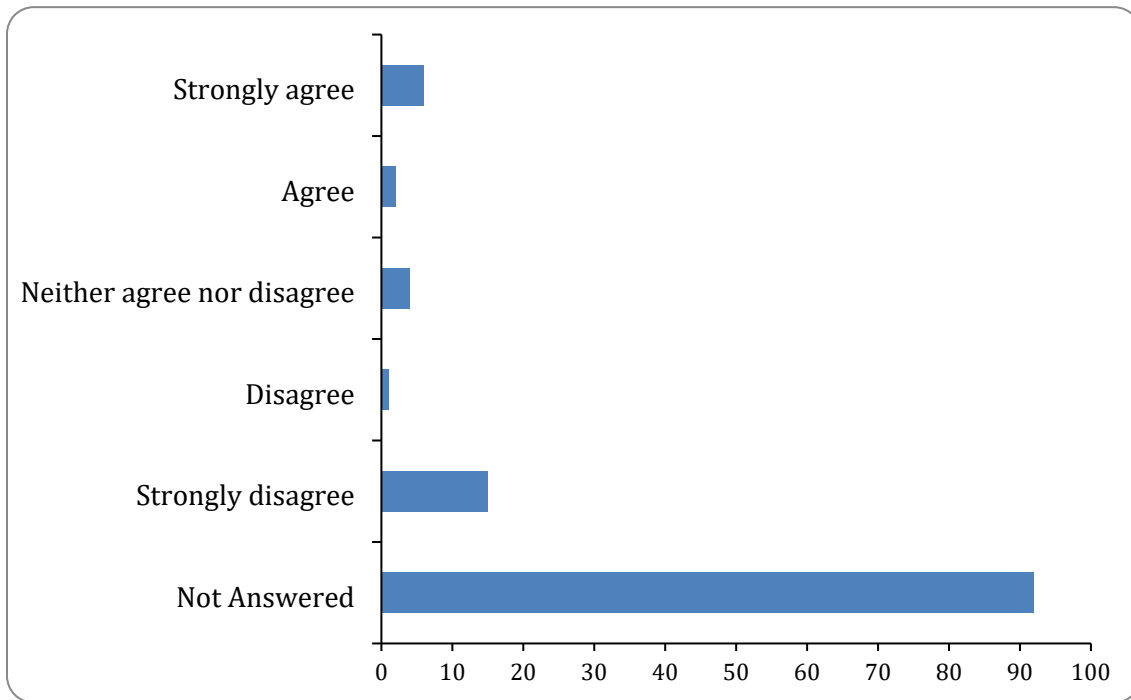
Centre itself doesn't seem 'noisy'!

The parking is good and there is a local bus service that makes it easy to get to if you haven't got a car.

- 11 No preference, fail to see how either would be quieter than use of the segregated areas within Henley leisure centre that is currently used.  
Physical access is worse at the town hall.  
Both are significantly further than current station.  
Parking is worse at both proposals.
- 12 I think this proposal is wrong. I have worked as a poll clerk at Henley Leisure Centre, it is ideal, many people walk there as they live nearby, there is no problem with noise and there is plenty of parking. We should not be putting polling stations away from the area they serve, we should encourage people to vote. This proposal will deter people from voting.
- 13 The leisure centre does seem to be a better venue, for accessibility and parking.
- 14 The leisure centre is more convenient for me
- 15 The Christchurch Centre does not seem suitable as there is very little parking. This is also major problem for the Town hall, and is of concern for older voters. I would have thought that leaving the polling both at Henley Leisure Centre would be the best solution for this polling district, and just moving the LIA4 - Henley 4 (south) to a different location.

**16: How far do you agree with the proposal to move the polling place for LIA4 Henley (South) from Henley Leisure Centre to the Sacred Heart Parish Church?**

There were 28 responses to this part of the question.



Option	Total	Percent
--------	-------	---------

<b>Strongly agree</b>	6	5.00%
<b>Agree</b>	2	1.67%
<b>Neither agree nor disagree</b>	4	3.33%
<b>Disagree</b>	1	0.83%
<b>Strongly disagree</b>	15	12.50%
<b>Not Answered</b>	92	76.67%

**Comments on proposal to replace Henley Leisure Centre as polling place for LIA4**

There were 18 responses to this part of the question.

- 1 Sacred Heart is in a domestic setting with again a small carpark so everyone will park in the unmade private road adjacent. I am sure the residents will love that!!!
- 2 The Leisure Centre is too far to travel and parking is poor
- 3 Not sure why it needs to change, for us it has been satisfactory at the leisure centre.
- 4 As above.
- 5 As above
- 6 Unclear how either of these proposed moves helps with accessibility as they're less accessible to those with mobility issues (stairs, parking, etc)
- 7 I am of (as far as I can tell) of normal hearing for my age. This polling station is to my mind NOT excessively noisy. It is easy to access via the 3 footpaths, has reasonable parking, and serviced by the Henley Hopper. The alternates offered are approximately 1 mile away and probably around 300-400 ft vertical height difference. (Greys Hill), Considering many of my neighbours are closer to 80 than any other decade, it would be a strong disincentive to vote. It is almost gerrymandering in my humble opinion.
- 8 Please see previous comments above.
- 9 See applicable points made in section 15.
- 10 The polling station at the leisure centre is fine, I have worked there as a poll clerk. It should not be moved. This would deter people from voting.
- 11 Increased traffic to this densely populated area and over an unmade road could prove unsafe.
- 12 The Sacred Heart Church hall is on a private, non-through road on which children play and on which there is no path. The residents of the road pay to keep it up. It is not a tarmac road. The traffic from people visiting the hall to vote does and will damage the road, especially if the foot fall rises. The hall, which is not big, is already used as a polling station and gets busy enough. People also tear up and down the road in their cars, despite there being 10mph signs, and it is dangerous for the children and other people who live on the road. The more people that have to use the hall to vote the more damage to the road there will be, which the residents should not have to pay for, and the higher the risk of injury to the people who live on the road. Also the more people that have to use the hall to vote the more people I expect will start using Walton Avenue more generally to cut through or whatever else. This is not acceptable.  
It is not an obvious place to have a big polling station and will be strongly resisted.
- 13 Access to the Church Hall is off a private unmade road (Walton Avenue) which has an uneven surface. There is no street lighting on this road and no pavements either both of which will cause obvious safety issues for young and old alike. There is limited parking at the Church Hall.

- 14 Sacred Heart Parish Hall is accessed via Walton Avenue, a private unmade avenue that is maintained by the residents and additional traffic causes further deterioration to the surface.

Furthermore, the Avenue is a quiet residential area with no footpaths and it is used by young children to go to and from school and increased traffic would increase the danger to them and any pedestrians.

Therefore, I strongly disagree with the proposed move,

- 15 I am unhappy with this proposal as the private unmade road is not suitable for heavy traffic and will cause damage to the road itself. Please note that Walton Avenue is a private road with no pavement available for pedestrians. We as Walton Avenue residents are responsible for the upkeep of the road which already has incurred expensive repairs and we will strongly oppose access to our road.

Kind regards

[redacted]

- 16 Sacred Heart Parish Church Hall Car park and pedestrian access is located on a Private Unmaintained road (Walton Avenue) the car park is NOT accessible from Vicarage Road. The access road (Walton Ave) is unlit, is maintained exclusively by the residents who live on it and has no pavement or safe space for walking. The road is also very narrow, cars cannot easily pass each other on it making the risk to pedestrians (residents and voters) and disruption/risks to residents a huge safety concern.

There are therefore key safety as well as other reasons why this venue is highly unsuitable compared to the current venue or other town centre venues:

- 1. Children and residents walk in the road to access their homes, in darkness torches must be used and cars cannot see pedestrians due to no street lighting. As voters are highly likely to try to travel by car to vote this creates a huge safety, pollution and noise issue from unprecedented traffic on a road.

2. Cars cannot easily pass each other and when they do there is nowhere for pedestrians to stand - It would be highly dangerous to the residents who live on it and voters who walk to vote.

3. When cars do try to pass they create a high risk of damage to our resident maintained verges and protected trees that line the avenue.

3. There is no parking for cars on the road, if they do park they block access and visibility - it would be important to understand how this parking prevention would be enforced on polling day (for example by allowing the road to be closed to cars and the car park not to be used?)

4. The road is not maintained, excess traffic creates a lot of dust pollution in the summer months and in the winter damages the surface of the road that we have to fix at our own expense. It would be important to understand how residents maybe compensated for this damage.

- 17 There is good parking available for this venue, even though the polling station would be out of the district, and I feel this is an important consideration for the majority of voters.

- 18 We were really bemused when our Polling station changed from Trinity Hall on Harpsden Road to the Leisure Centre as Trinity Hall is just a short walk. Sacred Heart will again put us back within walking distance.



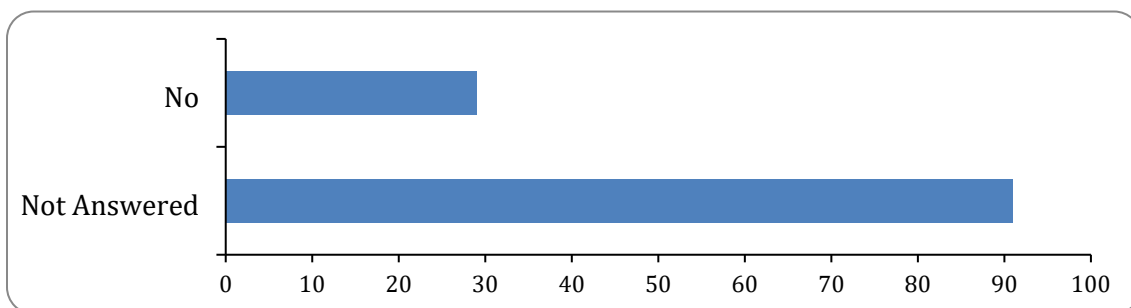
**17: If you can suggest any venues in the local area that could replace Henley Leisure Centre as a polling place, please use the box below to let us know.**

There were 13 responses to this part of the question.

- 1 No reason has been give to support the question of moving away from the Henley Leisure Centre. So WHY??? It has seved well in the past so WHY MOVE????
- 2 Valley Rd School
- 3 Valley Road School?
- 4 No, Henley Leisure Centre is excellent.
- 5 Gillotts school
- 6 I want to keep it the same venue.
- 7 Scout hut on Greys Road better than Town Hall or Sacred Heart Hall. But there is no need to change, Henley Leisure Centre is ideal as many people can walk and there is a carpark. Voters come throughout the day there is not a problem parking.
- 8 Sacred Heart school
- 9 Phyliss Court.  
Trinity School. Or any of the local primary and secondary schools, as is normal.
- 10 Henley town hall
- 11 It is very difficult to understand how noise pollution 1-2 days per year for a small number of residents at a location away from many houses, on a properly maintained road and with a large car park with two way access could be compared to the huge safety and accessibility issues of the proposed venue.  
However, if the venue had to be moved then a town centre location, near car parks, bus and transport links in locations that are paritally-residential and already relatively busy makes the most sense. This could be the christ church centre with the benefit of parking and close proximity to a huge amount of parking at the station car park or the town hall. Both are accessible on foot for the majority of henley residents.
- 12 Venues outside of the central Henley would be better. Perhaps the scout hut, or part of Henley College, or henley tennis club?
- 13 You could also go back to using Trinity Hall on Vicarage Road, not far from Sacred Heart.

**18: Would you like to comment on another polling place in South Oxfordshire?**

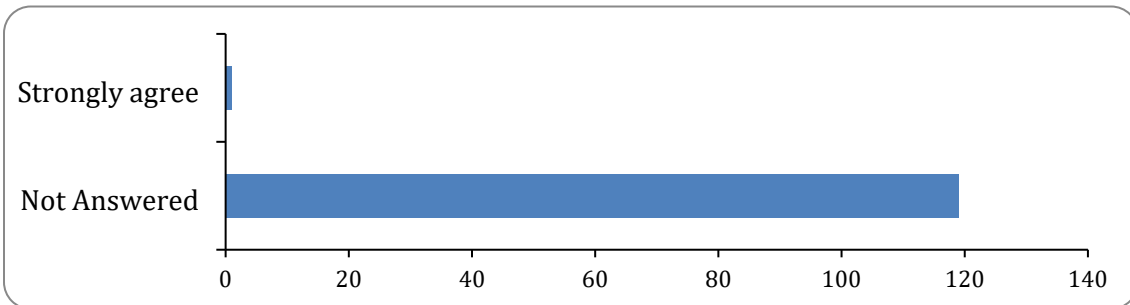
There were 29 responses to this part of the question.



Option	Total	Percent
Yes	0	0.00%
No	29	24.17%
Not Answered	91	75.83%

**19: How far do you agree or disagree with the proposal to move the polling place from the Shiplake Scout Hut to Shiplake Memorial Hall?**

There was 1 response to this part of the question.



Option	Total	Percent
Strongly agree	1	0.83%
Agree	0	0.00%
Neither agree nor disagree	0	0.00%
Disagree	0	0.00%
Strongly disagree	0	0.00%
Not Answered	119	99.17%

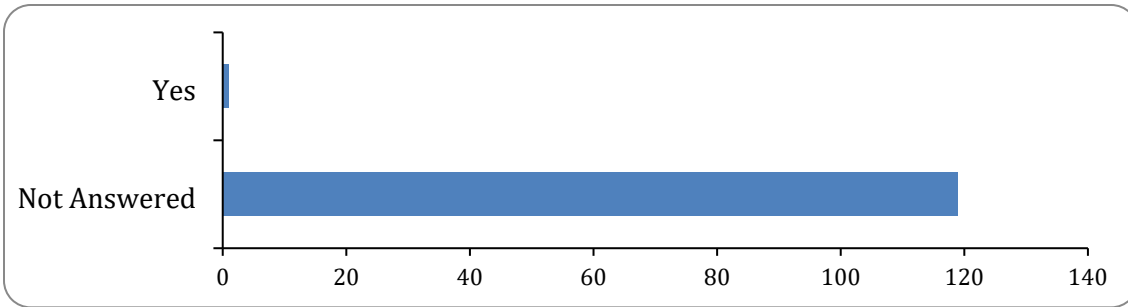
**Comments on proposal to replace Shiplake Scout Hut with Shiplake Memorial Hall as polling place**

There was 1 response to this part of the question.

- 1 If the scout hut is accessed by road, it can be hazardous to exit the site due to vehicles speeding down the hill, and visibility is not great from the site, due to a blind bend.

**20: Would you like to comment on another polling place in South Oxfordshire?**

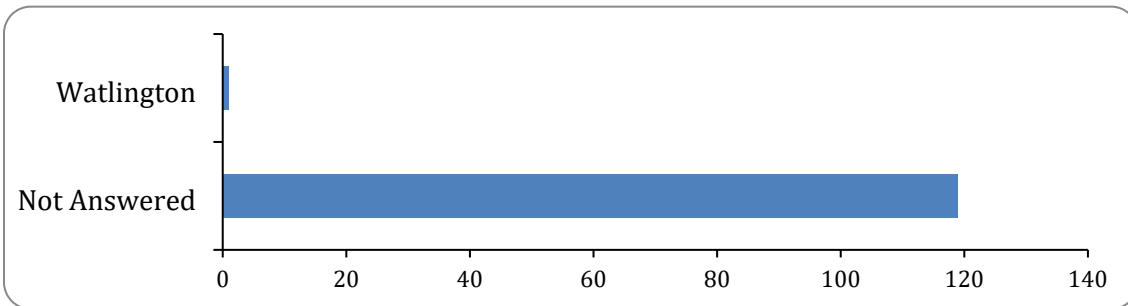
There was 1 response to this part of the question.



Option	Total	Percent
Yes	1	0.83%
No	0	0.00%
Not Answered	119	99.17%

**21: Which location would you like to comment on?**

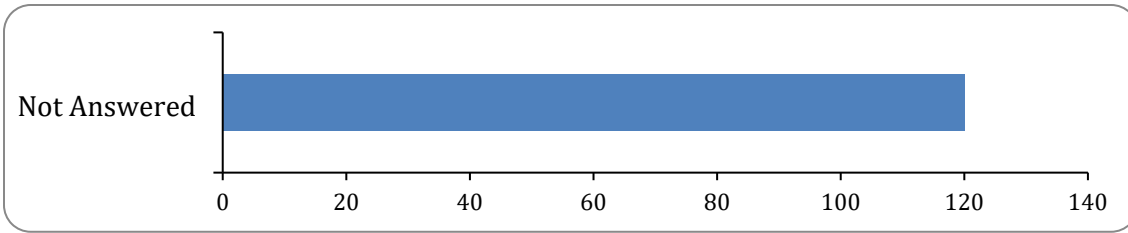
There was 1 response to this part of the question.



Option	Total	Percent
Pyrton	0	0.00%
Shirburn	0	0.00%
Watlington	1	0.83%
Not Answered	119	99.17%

**22: How far do you agree or disagree to move the polling place from the Fox & Hounds Public House to Pyrton Village Hall? (Pyrton responses)**

There were 0 responses to this part of the question.



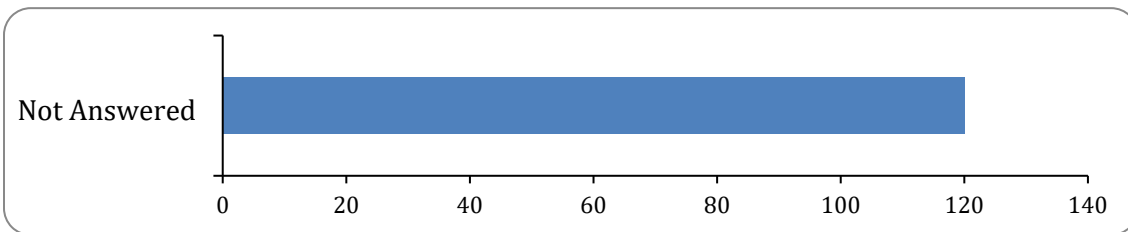
Option	Total	Percent
Strongly agree	0	0.00%
Agree	0	0.00%
Neither agree nor disagree	0	0.00%
Disagree	0	0.00%
Strongly disagree	0	0.00%
Not Answered	120	100.00%

**Comments on proposal to move polling place from Fox & Hounds Public House to Pyrton Village Hall (Pyrton responses)**

There were 0 responses to this part of the question.

**23: How far do you agree or disagree to merge the two polling districts, LOD1 and LOD2 (Pyrton)?**

There were 0 responses to this part of the question.



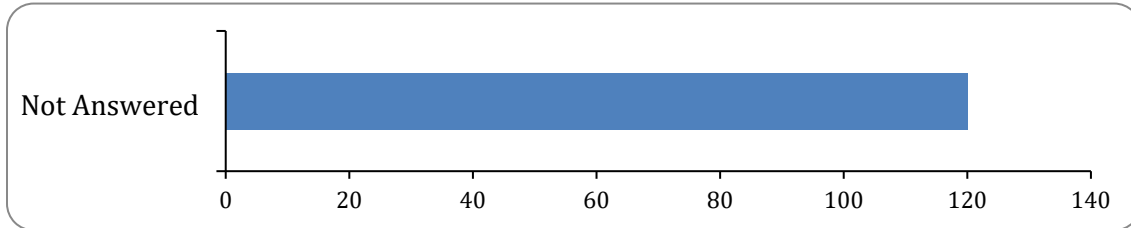
Option	Total	Percent
Strongly agree	0	0.00%
Agree	0	0.00%
Neither agree nor disagree	0	0.00%
Disagree	0	0.00%
Strongly disagree	0	0.00%
Not Answered	120	100.00%

**Comments on proposal to merge LOD1 and LOD2 in Pyrton**

There were 0 responses to this part of the question.

**24: Would you like to comment on any another polling place in South Oxfordshire?**

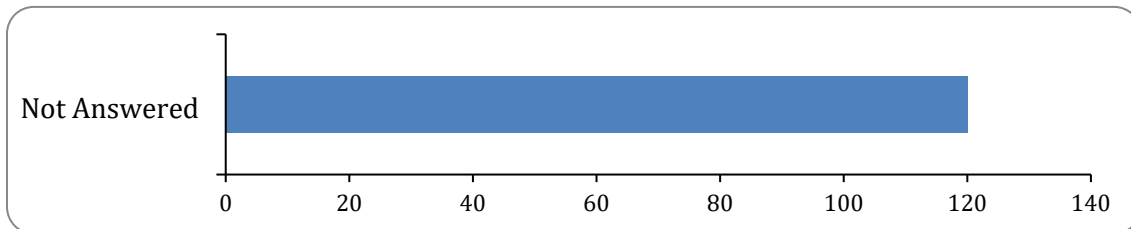
There were 0 responses to this part of the question.



Option	Total	Percent
Yes	0	0.00%
No	0	0.00%
Not Answered	120	100.00%

**25: How far do you agree or disagree to move the polling place from the Fox & Hounds Public House to Pyrton Village Hall? (Shirburn responses)**

There were 0 responses to this part of the question.



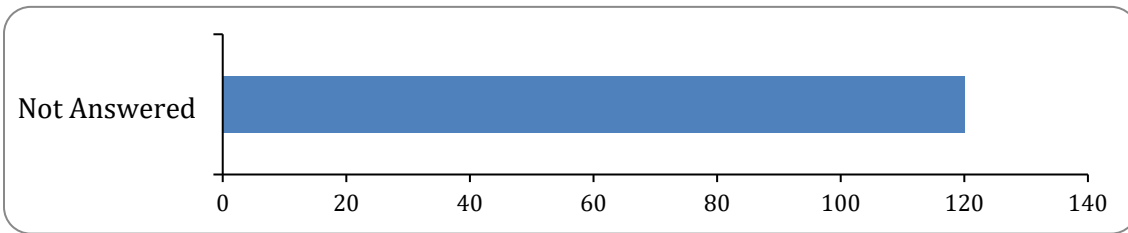
Option	Total	Percent
Strongly agree	0	0.00%
Agree	0	0.00%
Neither agree nor disagree	0	0.00%
Disagree	0	0.00%
Strongly disagree	0	0.00%
Not Answered	120	100.00%

**Comments on proposal to move polling place from Fox & Hounds Public House to Pyrton Village Hall (Shirburn responses)**

There were 0 responses to this part of the question.

**26: How far do you agree or disagree with the proposal to merge two polling districts, LOE1 and LOE2 (Shirburn)?**

There were 0 responses to this part of the question.



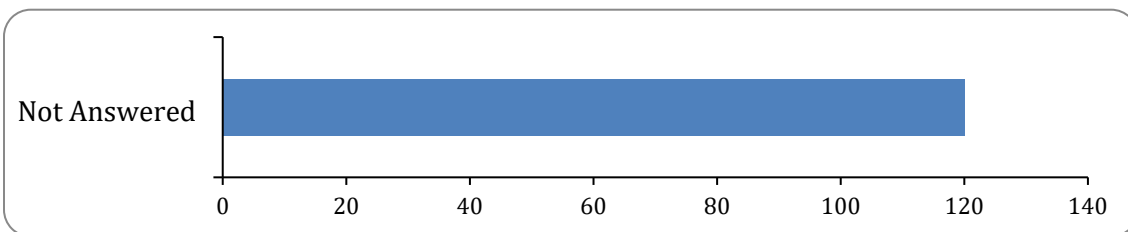
Option	Total	Percent
Strongly agree	0	0.00%
Agree	0	0.00%
Neither agree nor disagree	0	0.00%
Disagree	0	0.00%
Strongly disagree	0	0.00%
Not Answered	120	100.00%

**Comments on proposal to merge LOE1 and LOE2 in Shirburn**

There were 0 responses to this part of the question.

**27: Would you like to comment on any another polling place in South Oxfordshire?**

There were 0 responses to this part of the question.

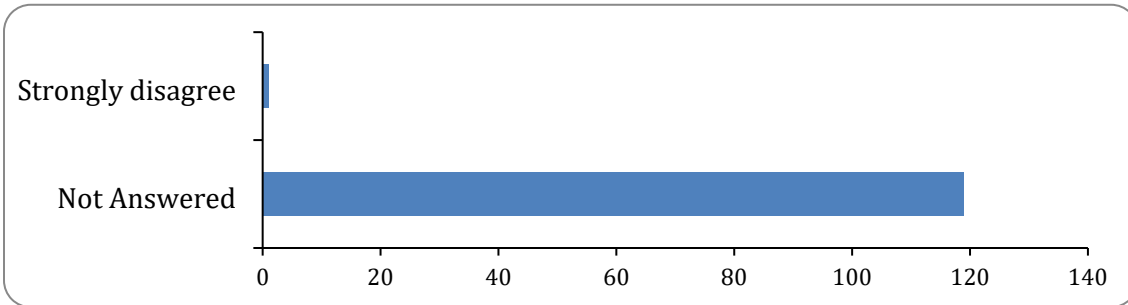


Option	Total	Percent
--------	-------	---------

<b>Yes</b>	0	0.00%
<b>No</b>	0	0.00%
<b>Not Answered</b>	120	100.00%

**28: How far do you agree or disagree to move the polling place from the Fox & Hounds Public House to Watlington Parish Office?**

There was 1 response to this part of the question.



Option	Total	Percent
<b>Strongly agree</b>	0	0.00%
<b>Agree</b>	0	0.00%
<b>Neither agree nor disagree</b>	0	0.00%
<b>Disagree</b>	0	0.00%
<b>Strongly disagree</b>	1	0.83%
<b>Not Answered</b>	119	99.17%

**Comments on proposal to move polling place from Fox & Hounds Public House to Watlington Parish Office**

There was 1 response to this part of the question.

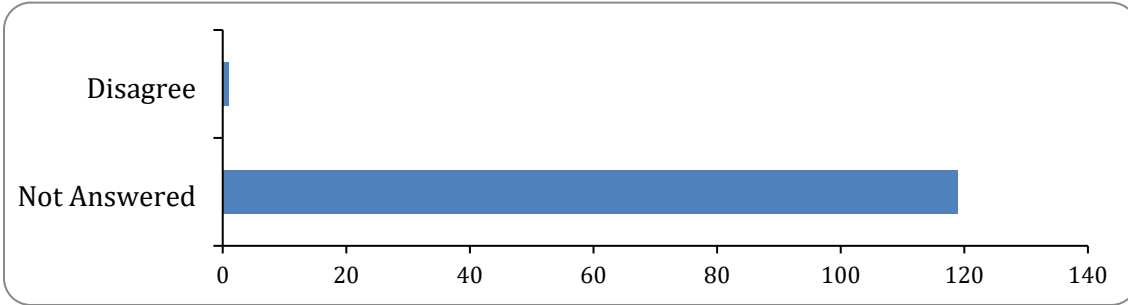
- 1 I have voted at the Fox & Hounds ever since it was made a Polling Station and still wish to do so. It is within walking distance and I can bring my dogs.

**29: If you can suggest any other local venues that could replace the Fox & Hounds as a polling place, please use the box below to let us know.**

There were 0 responses to this part of the question.

**30: How far do you agree or disagree with the proposal to merge two polling districts, LOH1 and LOH2 (Watlington)?**

There was 1 response to this part of the question.



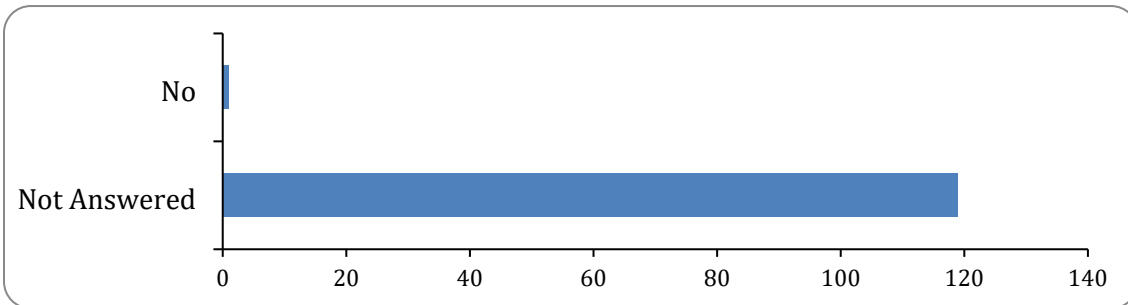
Option	Total	Percent
Strongly agree	0	0.00%
Agree	0	0.00%
Neither agree nor disagree	0	0.00%
Disagree	1	0.83%
Strongly disagree	0	0.00%
Not Answered	119	99.17%

**Comments on proposal to merge LOH1 and LOH2 in Watlington**

There were 0 responses to this part of the question.

**31: Would you like to comment on any another polling place in South Oxfordshire?**

There was 1 response to this part of the question.

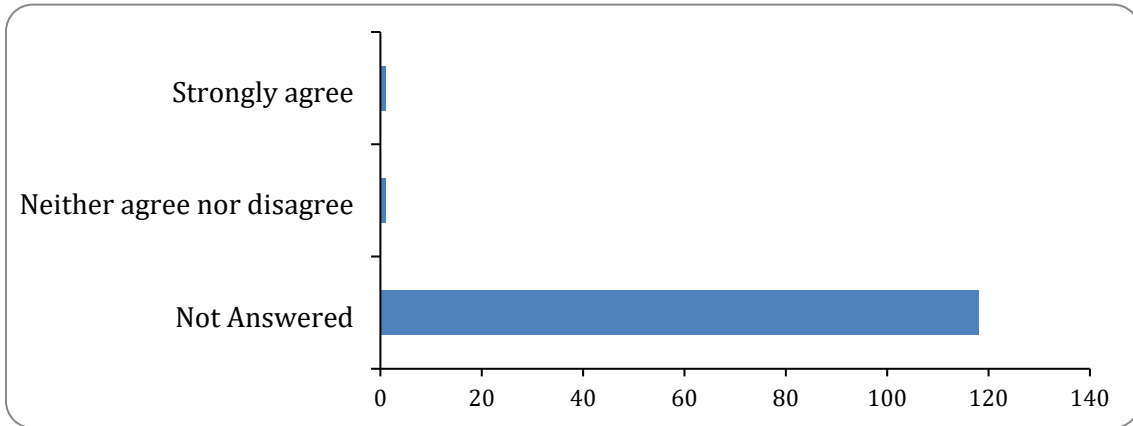


Option	Total	Percent
Yes	0	0.00%
No	1	0.83%
Not Answered	119	99.17%



**32: How far do you agree or disagree with the proposal to merge two polling districts, LOH1 and LOH2 (Watlington)?**

There were 2 responses to this part of the question.



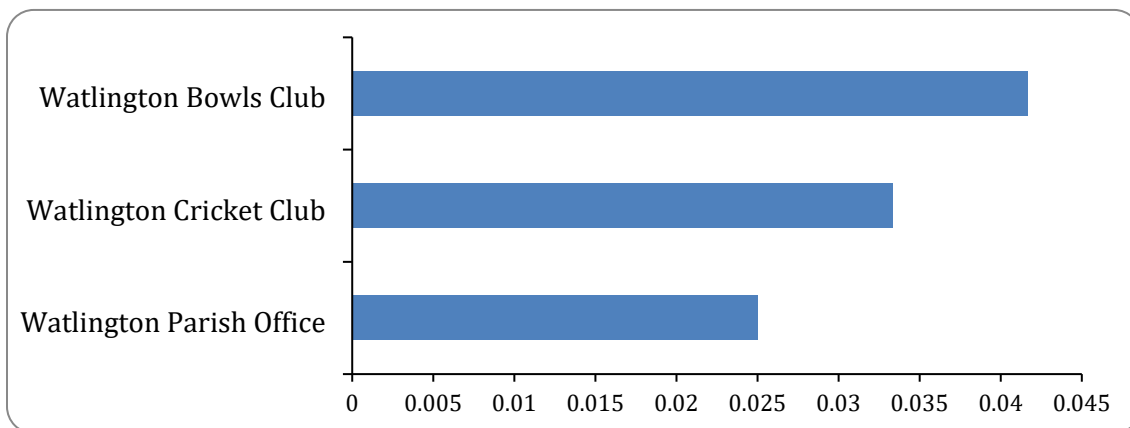
Option	Total	Percent
Strongly agree	1	0.83%
Agree	0	0.00%
Neither agree nor disagree	1	0.83%
Disagree	0	0.00%
Strongly disagree	0	0.00%
Not Answered	118	98.33%

**Comments on proposal to merge LOH1 and LOH2 in Watlington**

There was 1 response to this part of the question.

- 1 As far as I remember the Parish office has a very awkward step when exiting  
The Cricket club may be fine for those who drive  
The Bowls club is fine for walkers

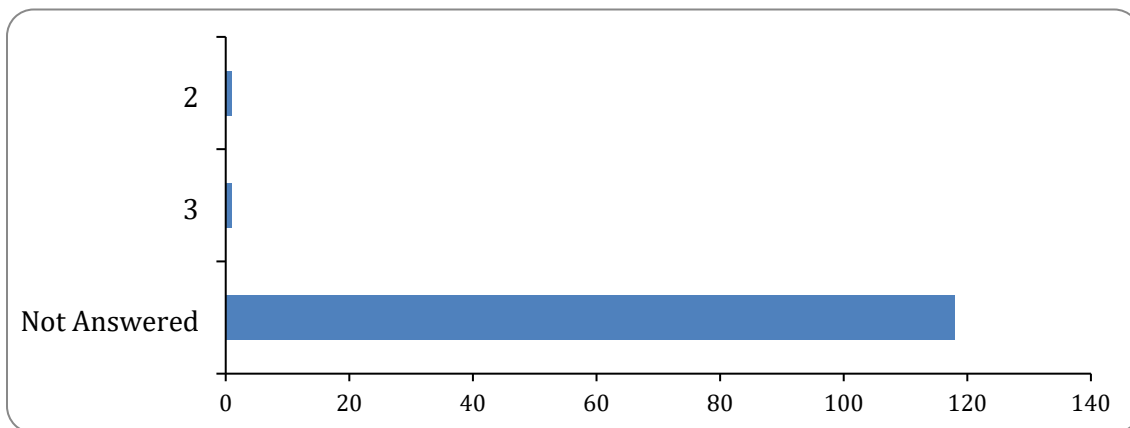
33: Please rank the alternative venues so far identified in order of preference, with 1 being your favourite venue and 3 your least preferred one.



Item	Ranking
Watlington Bowls Club	0.04
Watlington Cricket Club	0.03
Watlington Parish Office	0.03

**Rank alternative venues so far identified, Watlington - Watlington Parish Office**

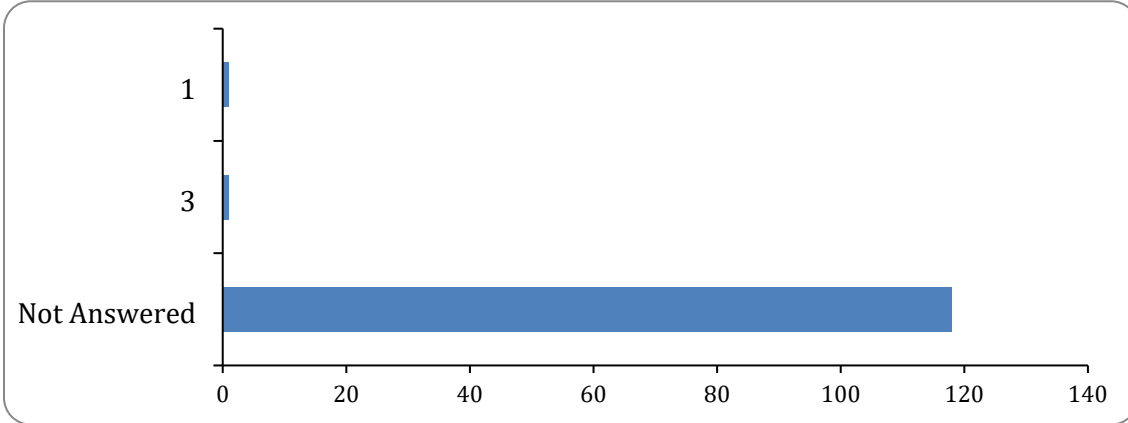
There were 2 responses to this part of the question.



Option	Total	Percent
1	0	0.00%
2	1	0.83%
3	1	0.83%
Not Answered	118	98.33%

**Rank alternative venues so far identified, Watlington - Watlington Cricket Club**

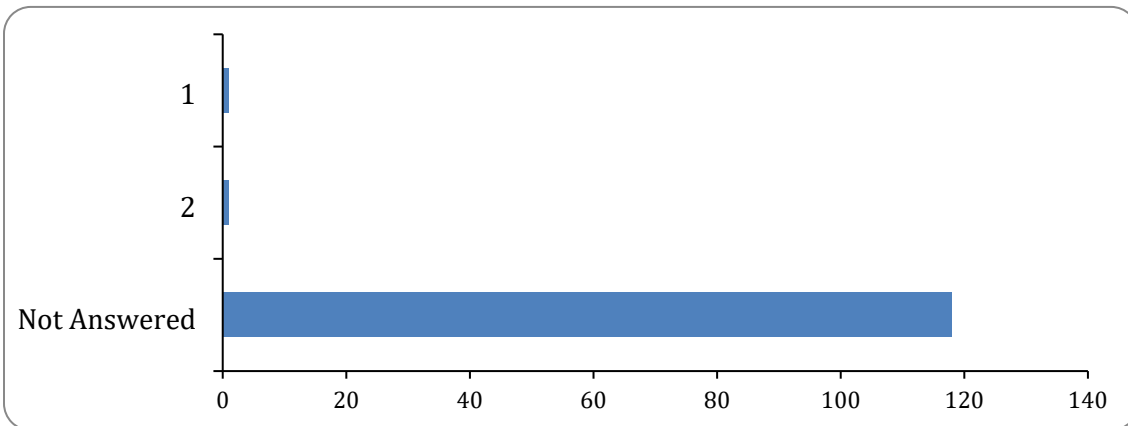
There were 2 responses to this part of the question.



Option	Total	Percent
1	1	0.83%
2	0	0.00%
3	1	0.83%
Not Answered	118	98.33%

**Rank alternative venues so far identified, Watlington - Watlington Bowls Club**

There were 2 responses to this part of the question.



Option	Total	Percent
1	1	0.83%
2	1	0.83%
3	0	0.00%
Not Answered	118	98.33%

**Comments on alternative venues identified in Watlington**

There were 0 responses to this part of the question.

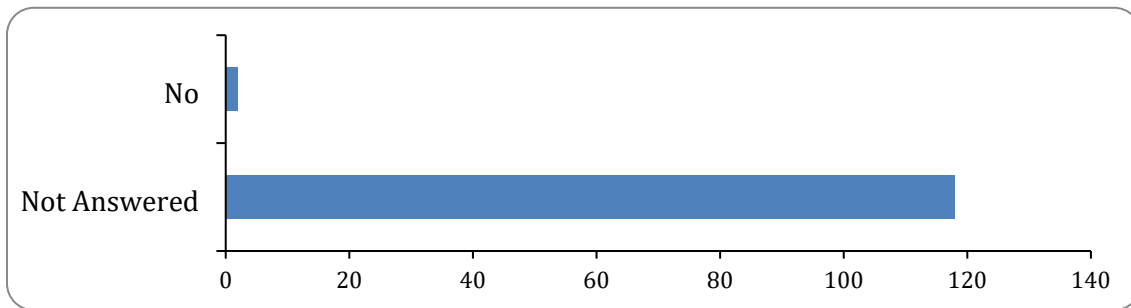
**34: If you can suggest any other local venues that could replace Watlington Parish Office as a polling place, please use the box below to let us know.**

There was 1 response to this part of the question.

- 1 Watlington Library

**35: Would you like to comment on any other polling places in South Oxfordshire?**

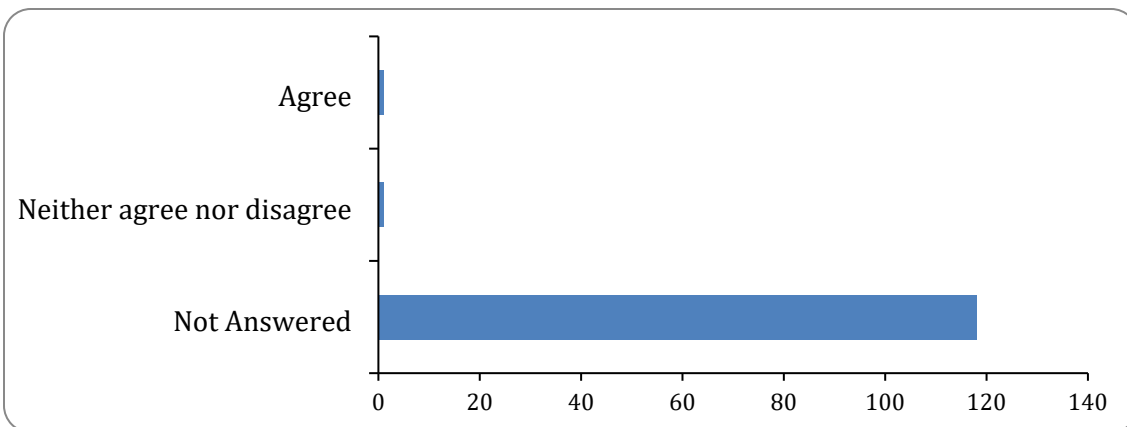
There were 2 responses to this part of the question.



Option	Total	Percent
Yes	0	0.00%
No	2	1.67%
Not Answered	118	98.33%

**36: How far do you agree or disagree with the proposal to move the polling place for LPC voters from Stoke Row Village Hall to Rotherfield Greys Village Hall?**

There were 2 responses to this part of the question.



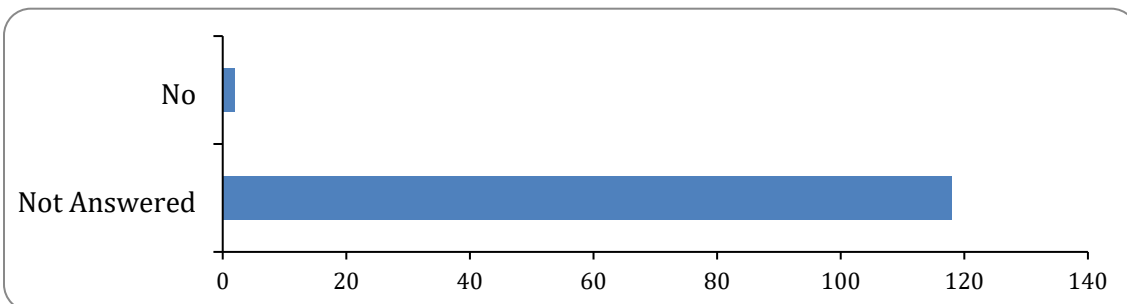
Option	Total	Percent
Strongly agree	0	0.00%
Agree	1	0.83%
Neither agree nor disagree	1	0.83%
Disagree	0	0.00%
Strongly disagree	0	0.00%
Not Answered	118	98.33%

**Comments on proposal to replace Stoke Row Village Hall with Rotherfield Greys Village Hall**

There were 0 responses to this part of the question.

**37: Would you like to comment on another polling place in South Oxfordshire?**

There were 2 responses to this part of the question.

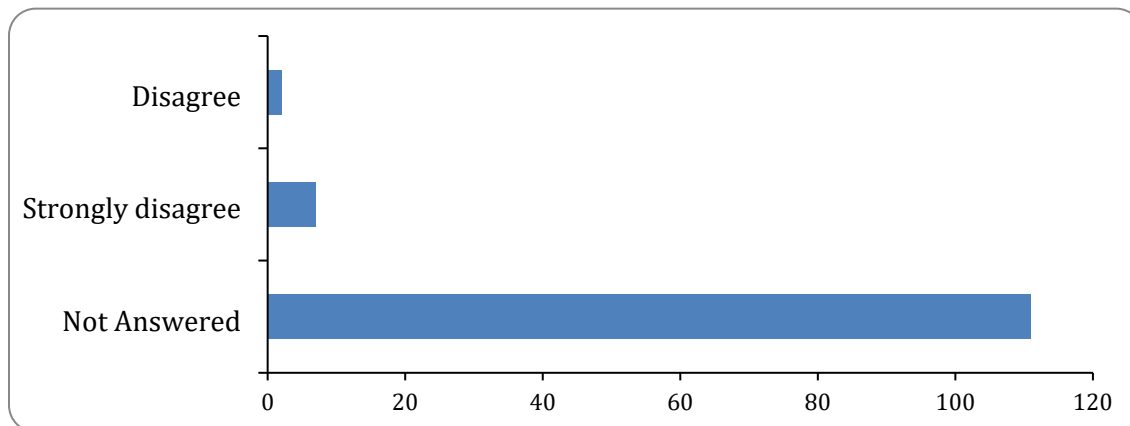


Option	Total	Percent
Yes	0	0.00%
No	2	1.67%

<b>Not Answered</b>	118	98.33%
---------------------	-----	--------

**38: How far do you agree or disagree with the proposal to move the polling place from The Crown, South Moreton, to North Moreton Village Hall?**

There were 9 responses to this part of the question.



Option	Total	Percent
<b>Strongly agree</b>	0	0.00%
<b>Agree</b>	0	0.00%
<b>Neither agree nor disagree</b>	0	0.00%
<b>Disagree</b>	2	1.67%
<b>Strongly disagree</b>	7	5.83%
<b>Not Answered</b>	111	92.50%

**Comments on proposal to move polling place from The Crown to North Moreton Village Hall**

There were 7 responses to this part of the question.

- 1 Please do not change our polling station. We have a lot of elderly residents who would not be able to get to north Moreton so please keep The Crown in South Moreton- this is our community space as we have no central place other than this
- 2 Access to The Crown is far easier than to NM Village Hall. The Crown has ample car parking and access via footpaths along the road. Neither of these are available at the North Moreton Village Hall. Moving the polling station will likely disenfranchise the more elderly residents of South Moreton and many others who prefer to walk to a polling station rather than have to use a car. There is, of course, no convenient bus service or other public transport. The Crown has also recently improved disabled access for wheelchair users particularly - I understand the NM Village Hall is accessed by steps.

- 3 As a resident of South Moreton I probably wouldn't bother going to North Moreton to vote, I am probably not alone. It is important that voters can vote locally if we are to remain a democracy.
- 4 There is no public transport to get to north moreton so those without access to cars won't be able to vote.
- 5 It's convenient to walk to The Crown. North Moreton village hall requires a car journey
- 6 There are ramps up to the part of the pub where polling takes place with only a door architrave to get over which wouldn't be a problem for a seasoned wheelchair user. This entrance is a separate one from the main pub and has extending doors separating the polling area from the main pub, which is anyway quiet through the working day and is not over patronised in the weekday evenings. having the polling station in the pub makes voting very much a community activity and helps the pub get a little extra weekday business.
- 7

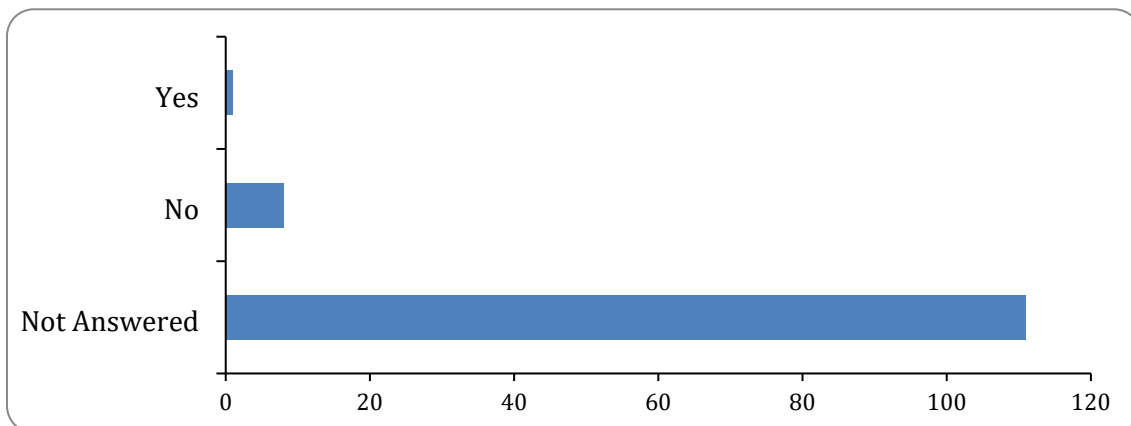
**39: If you can suggest alternative venues in the local area that could replace The Crown as a polling place, use the box below to let us know.**

There were 6 responses to this part of the question.

- 1 No keep The Crown
- 2 The Crown is the central hub of South Moreton village life and as such is an excellent place for a polling station. If this is a matter of cost, please negotiate with the Tenant and if necessary the South Moreton Community benefit Society, who own the building.
- 3 The Crown works well for local voters, what is the problem with it? If not The Crown then the school might be an alternative?
- 4 South moreton school
- 5 The Crown is perfect so why change
- 6

**40: Would you like to comment on another polling place in South Oxfordshire?**

There were 9 responses to this part of the question.

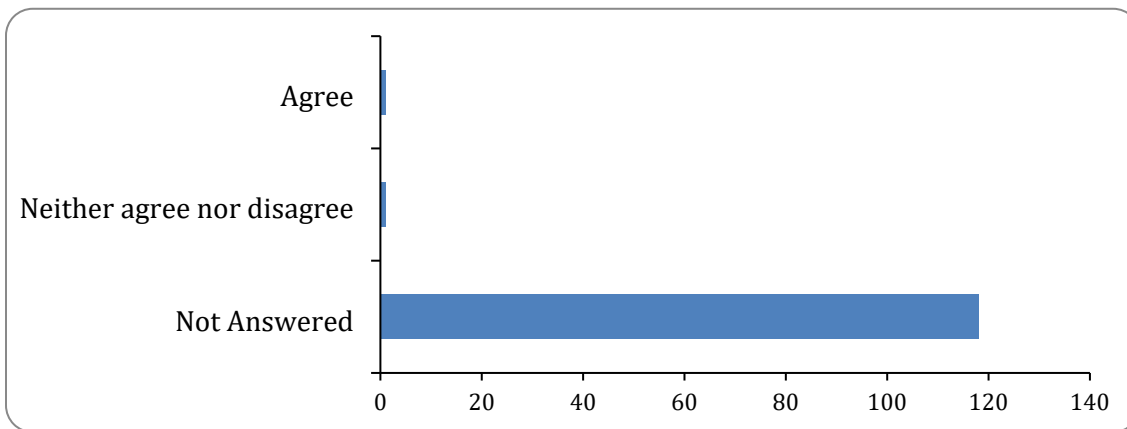


Option	Total	Percent
--------	-------	---------

<b>Yes</b>	1	0.83%
<b>No</b>	8	6.67%
<b>Not Answered</b>	111	92.50%

**41: How far do you agree or disagree with the proposal to split the existing polling district (RBA1) into two smaller ones? (Didcot Ladygrove)**

There were 2 responses to this part of the question.



Option	Total	Percent
<b>Strongly agree</b>	0	0.00%
<b>Agree</b>	1	0.83%
<b>Neither agree nor disagree</b>	1	0.83%
<b>Disagree</b>	0	0.00%
<b>Strongly disagree</b>	0	0.00%
<b>Not Answered</b>	118	98.33%

**Comments on proposal to split RBA1 polling district, Didcot Ladygrove**

There was 1 response to this part of the question.

- 1 I've been at various times to vote on voting days and it never seems to be that busy - maybe two people in front of me.

**42: If you can suggest other venues in the local area that could be used as a polling place, please use the box below to let us know.**

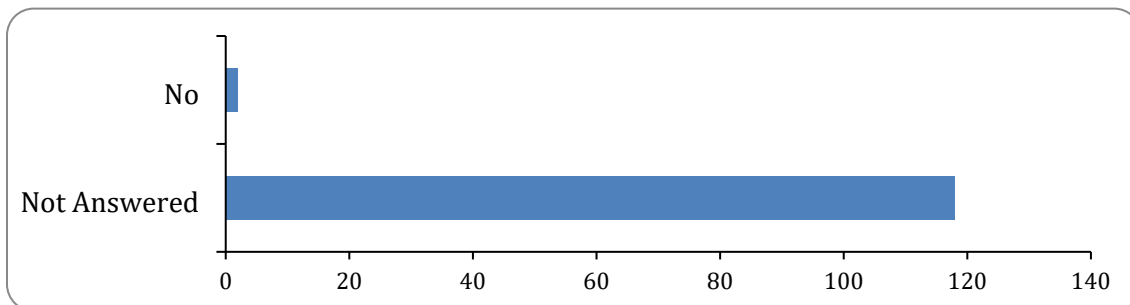
There were 2 responses to this part of the question.

- 1 Willowbrook Leisure Centre or Didcot Football Club on the Ladygrove.
- 2 Willbrook leisure Center



**43: Would you like to comment on another polling place in South Oxfordshire?**

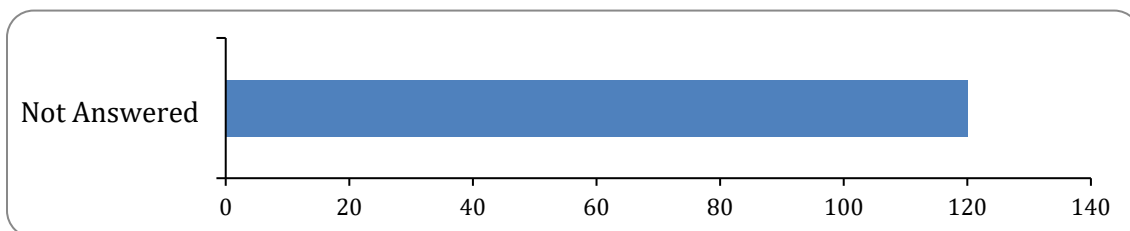
There were 2 responses to this part of the question.



Option	Total	Percent
Yes	0	0.00%
No	2	1.67%
Not Answered	118	98.33%

**44: How far do you agree or disagree with the proposal to move the polling place from Barnes Close Community Centre to Didcot Leisure Centre?**

There were 0 responses to this part of the question.



Option	Total	Percent
Strongly agree	0	0.00%
Agree	0	0.00%
Neither agree nor disagree	0	0.00%
Disagree	0	0.00%
Strongly disagree	0	0.00%
Not Answered	120	100.00%

**Comments on proposal to move polling place from Barnes Close Community Centre to Didcot Leisure Centre**

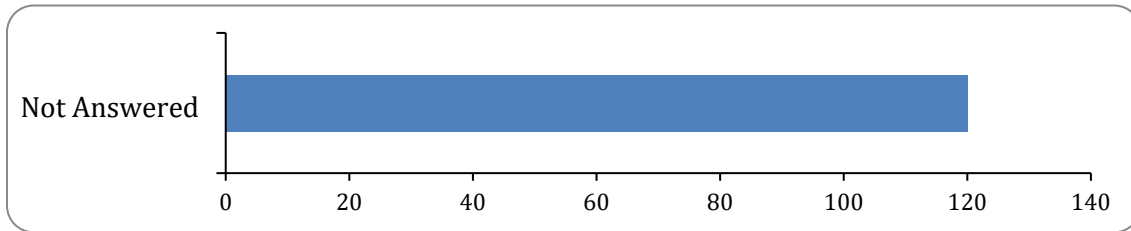
There were 0 responses to this part of the question.

**45: If you can suggest any other local venues that could replace Barnes Close Community Centre as a polling place, please use the box below to let us know.**

There were 0 responses to this part of the question.

**46: Would you like to comment on any another polling place in South Oxfordshire?**

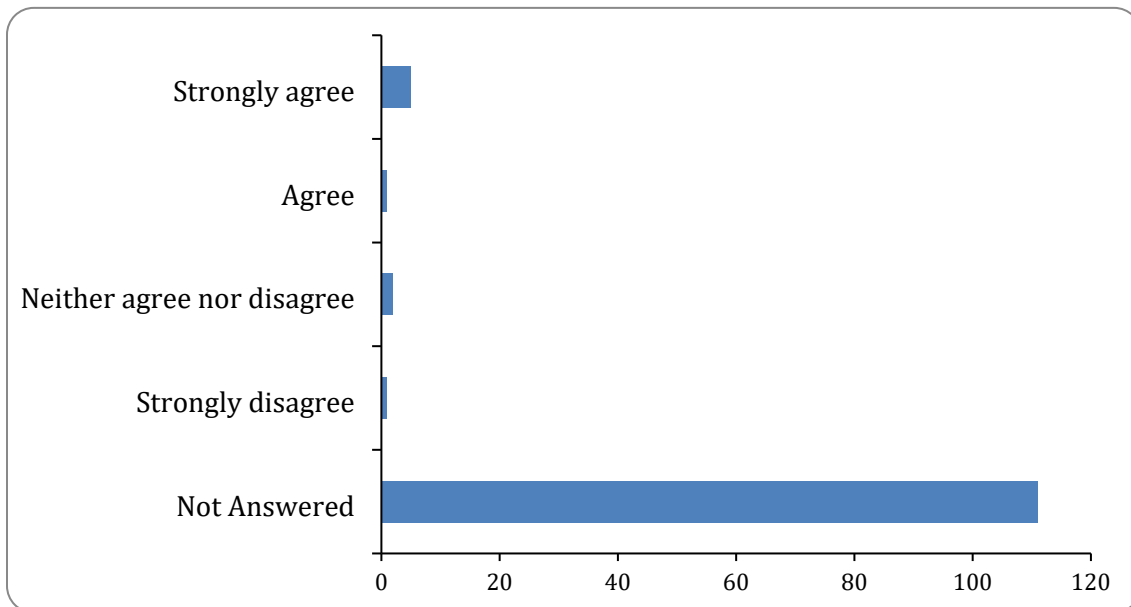
There were 0 responses to this part of the question.



Option	Total	Percent
Yes	0	0.00%
No	0	0.00%
Not Answered	120	100.00%

**47: How far do you agree or disagree with the proposal to split the existing RCA2 polling district into two smaller ones?**

There were 9 responses to this part of the question.



Option	Total	Percent
Strongly agree	5	4.17%
Agree	1	0.83%
Neither agree nor disagree	2	1.67%
Disagree	0	0.00%
Strongly disagree	1	0.83%
Not Answered	111	92.50%

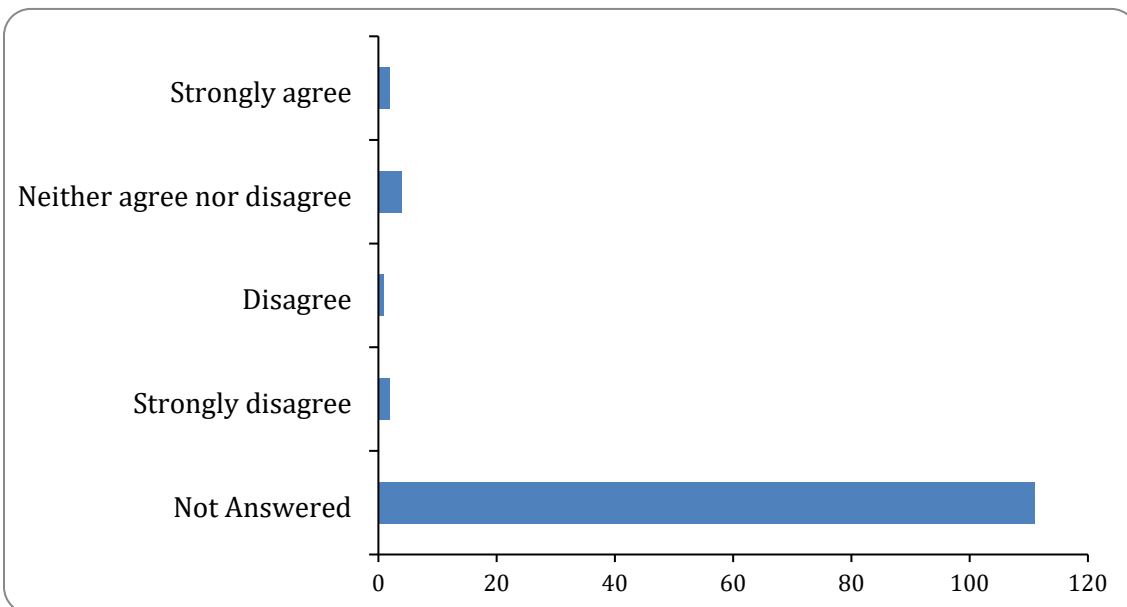
**Comments on proposal to split RCA2 polling district, Didcot Park**

There were 3 responses to this part of the question.

- 1 Waste of resources and polling officials
- 2 Making it a shorter distance to caste your vote is very important for the elderly
- 3 GWP south should be able to vote on GWP south, e.g. within walking distance at the community centre.

**48: How far do you agree or disagree with the proposal to move the polling place from Didcot Civic Hall to Edmund's Park Pavilion?**

There were 9 responses to this part of the question.



Option	Total	Percent
Strongly agree	2	1.67%
Agree	0	0.00%

Neither agree nor disagree	4	3.33%
Disagree	1	0.83%
Strongly disagree	2	1.67%
Not Answered	111	92.50%

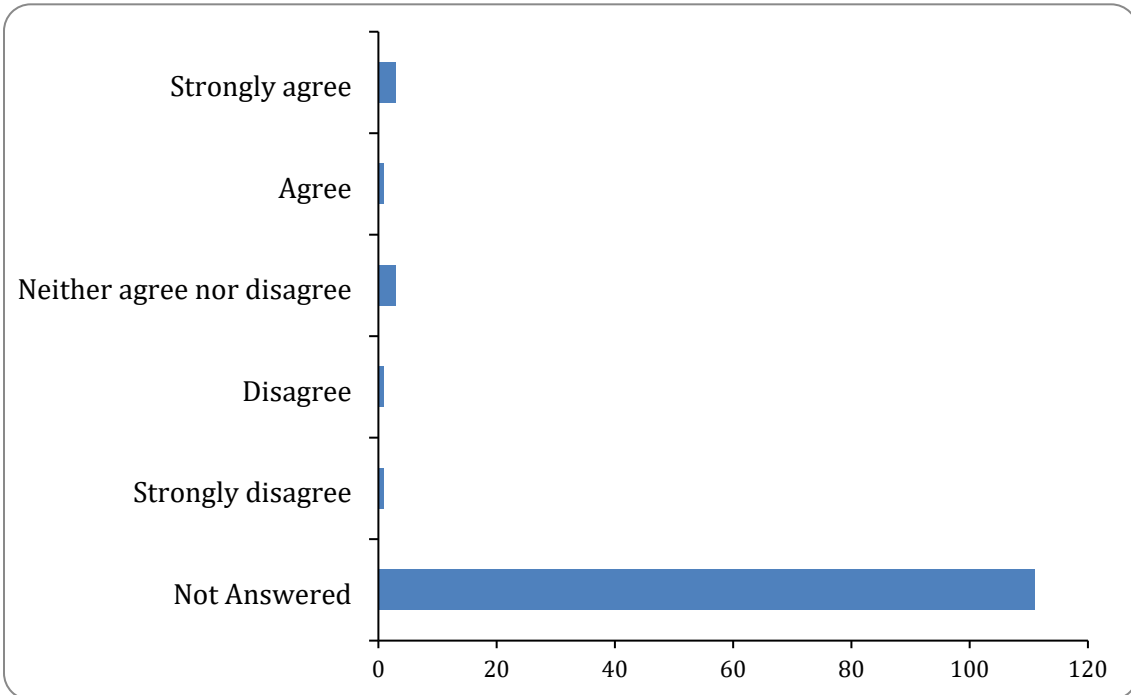
**Comments on proposal to move part of RCA2 district to Edmund’s Park Pavilion**

There were 4 responses to this part of the question.

- 1 Both are accessible with reasonable parking....
- 2 The choice of two places is best casting your vote according to where you live is the best option
- 3 Edmunds road is even worse to get to due to the bus gate, so driving access is more limited.
- 4 There is not much parking there

**49: How far do you agree or disagree with the proposal to move the polling place from Didcot Civic Hall to GWP Southern Community Centre?**

There were 9 responses to this part of the question.



Option	Total	Percent
Strongly agree	3	2.50%
Agree	1	0.83%

Neither agree nor disagree	3	2.50%
Disagree	1	0.83%
Strongly disagree	1	0.83%
Not Answered	111	92.50%

**Comments on proposal to move part of RCA2 district to GWP Southern Community Centre.**

There were 3 responses to this part of the question.

- 1 It's on the outer boundary for the residents who don't know GWP and live in the 1930's etc..estates of Didcot.  
The majority of this precinct is not in GWP, the access is via one road, being Wantage Road. This requires navigation out of the old estates along Wantage Road to GWP...  
Difficult to find and access, especially for the elderly and those who don't know GWP  
Why change what has worked perfectly well for over 50 years....
- 2 Both places the parking at the Civic hall is good also the entrance
- 3 Easier for people on GWP south.

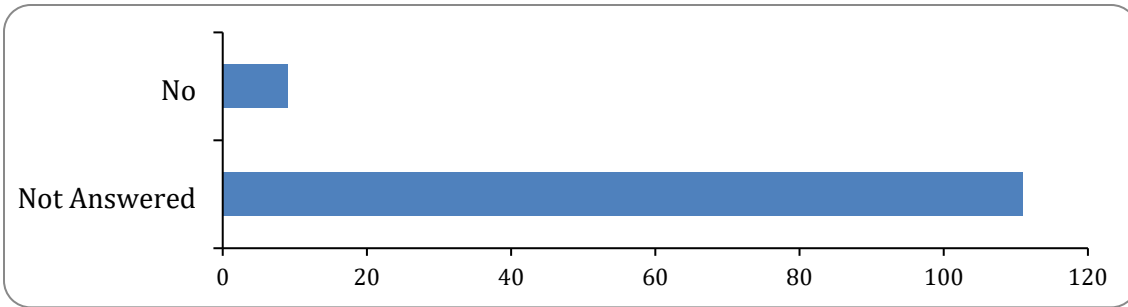
**50: If you can suggest other venues in the local area that could replace Didcot Civic Hall as a polling place for polling district RCA2, please use the box below to let us know.**

There were 3 responses to this part of the question.

- 1 What's wrong with Didcot Civic Hall.....  
It works perfectly well.  
Are you selling it off to combine with another council or pay for recent loans for Edmonds Pavillion?  
This is not in the interests of the community....
- 2 The education facility seems more central to the polling district
- 3 Use both the Community Hall and Pavillion, divide into 3 areas. The ridiculous bus gate means this side of town is cut in half for vehicular access without a long detour through town which would deter voting.

**51: Would you like to comment on another polling place in South Oxfordshire?**

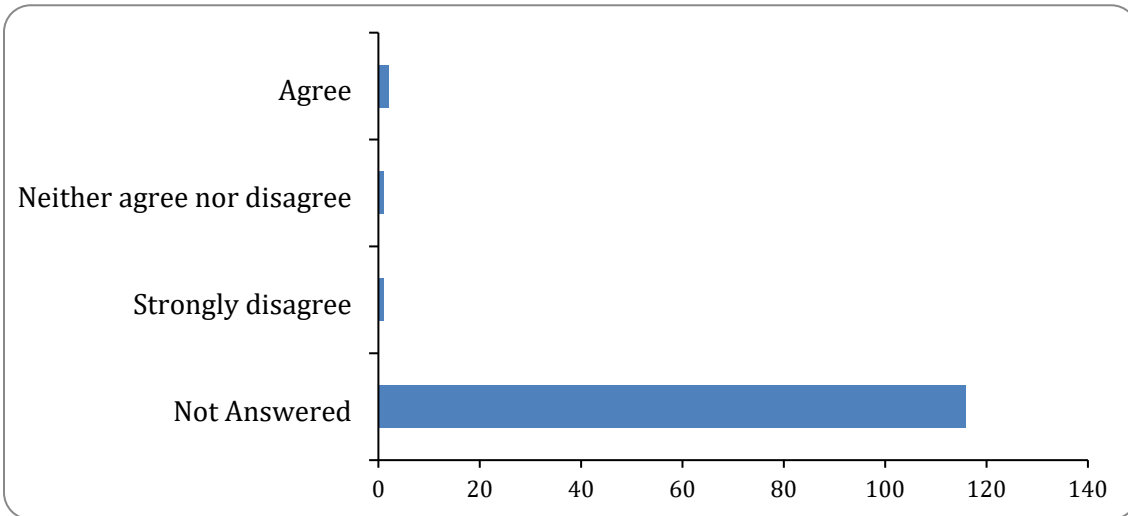
There were 9 responses to this part of the question.



Option	Total	Percent
Yes	0	0.00%
No	9	7.50%
Not Answered	111	92.50%

**52: How far do you agree or disagree with the proposal to move the polling place for RCA3 from Northbourne Centre to King Alfred Drive Community Centre?**

There were 4 responses to this part of the question.



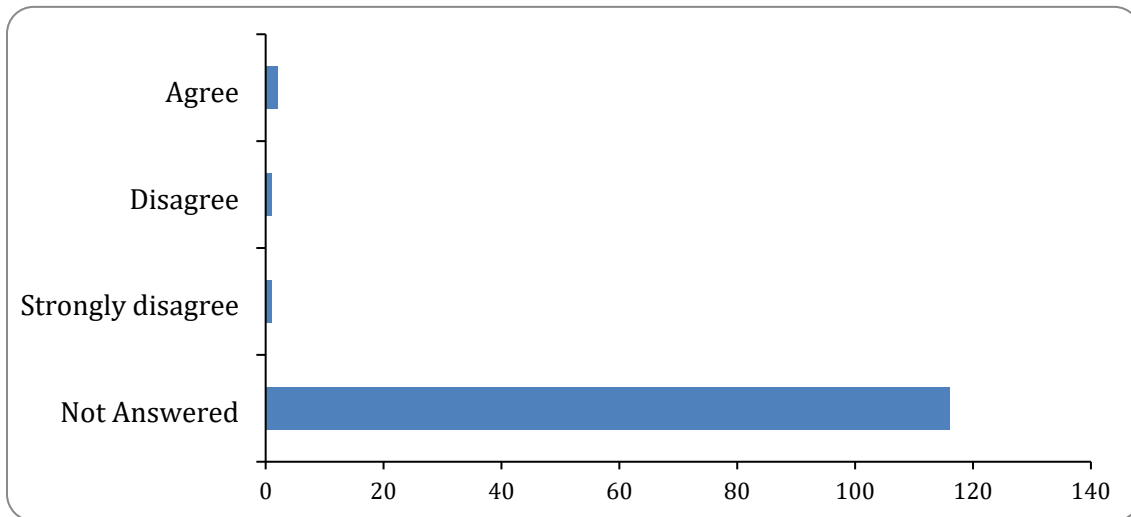
Option	Total	Percent
Strongly agree	0	0.00%
Agree	2	1.67%
Neither agree nor disagree	1	0.83%
Disagree	0	0.00%
Strongly disagree	1	0.83%
Not Answered	116	96.67%

**Comments on proposal to move polling place for RCA3 from Northbourne Centre to King Alfred Drive Community Centre**

There were 0 responses to this part of the question.

**53: How far do you agree or disagree with the proposal to move the polling place for RDB from Northbourne Centre to Didcot Methodist Church?**

There were 4 responses to this part of the question.



Option	Total	Percent
Strongly agree	0	0.00%
Agree	2	1.67%
Neither agree nor disagree	0	0.00%
Disagree	1	0.83%
Strongly disagree	1	0.83%
Not Answered	116	96.67%

**Comments on proposal to move polling place for RBD from Northbourne Centre to Didcot Methodist Church**

There were 2 responses to this part of the question.

- 1 If it does go to the Methodist Church, thats OK. But any furthur than that then I think people would not vote.
- 2 To far

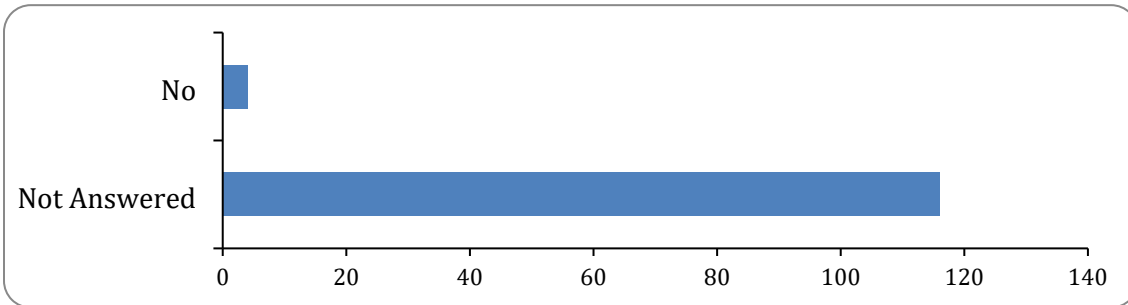
**54: If you can suggest any other local venues that could replace Northbourne Centre as a polling place, please use the box below to let us know.**

There was 1 response to this part of the question.

- 1 I don't know that's what you are there for!

**55: Would you like to comment on any another polling place in South Oxfordshire?**

There were 4 responses to this part of the question.

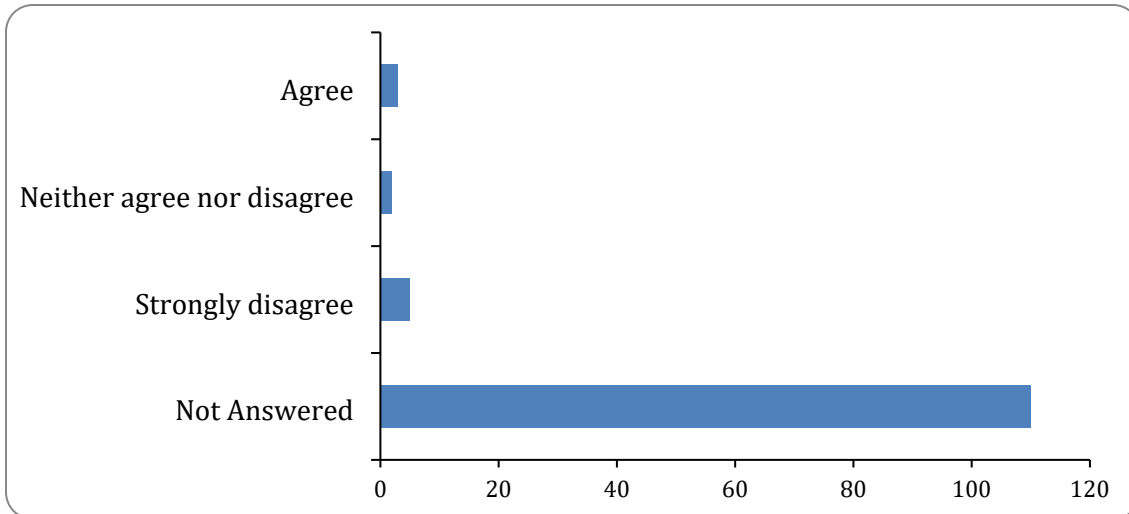


Option	Total	Percent
Yes	0	0.00%
No	4	3.33%
Not Answered	116	96.67%

**56: How far do you agree or disagree with the proposal to find an alternative venue to replace the 2nd Wallingford Scout Group as a polling place?**

There were 10 responses to this part of the question.





Option	Total	Percent
Strongly agree	0	0.00%
Agree	3	2.50%
Neither agree nor disagree	2	1.67%
Disagree	0	0.00%
Strongly disagree	5	4.17%
Not Answered	110	91.67%

**Comments on proposal to replace Wallingford 2nd Scout Group as polling place**

There were 5 responses to this part of the question.

- 1 The venue is accessible, however, as it is off the main road and around a corner, because the signs indicating where the polling station is have not always been put on the main road, there have been situations where it is not clear where the polling station is
- 2 Never had to queue  
Easy to walk to equally easy to park so can easily vote while running errands
- 3 It was better and feel more private and confidential in a different location
- 4
- 5 Seems plenty big enough and doesn't have a step. Nice small carpark for those not on foot. However, last time we voted it appeared there were less staff checking us in (2 instead of 4). Also checking in by electronic device appeared to take longer. I went early and there wasn't much of a queue. Later there was a queue and I've not seen this much before. I live quite close. I don't believe the issue was due to space, as there is plenty but in the process.

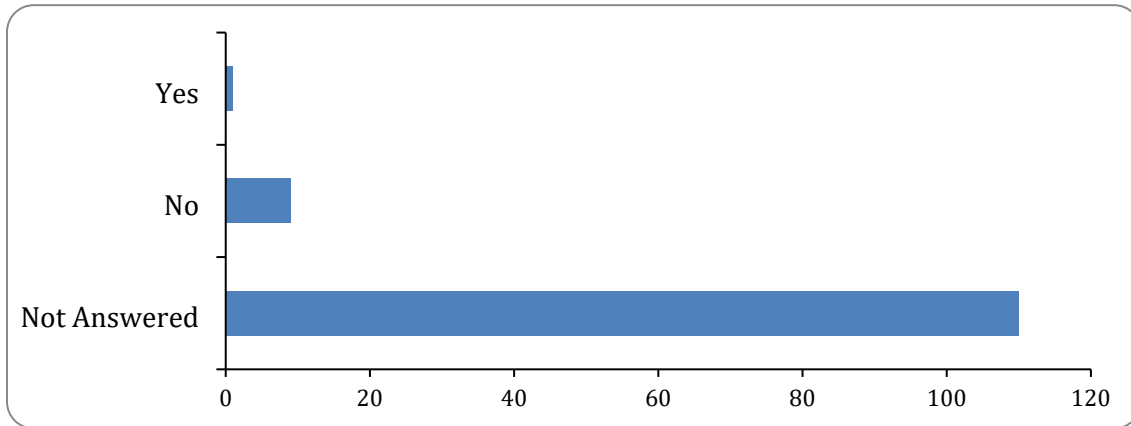
**57: If you can suggest alternative venues in the local area that could replace the 2nd Wallingford Scout Group as a polling place, use the box below to let us know.**

There were 4 responses to this part of the question.

- 1 Hithercroft Sports ground.
- 2 Back near Fir Tree School
- 3 Wallingford school
- 4 Guides Hut at Fir Tree School.

**58: Would you like to comment on another polling place in South Oxfordshire?**

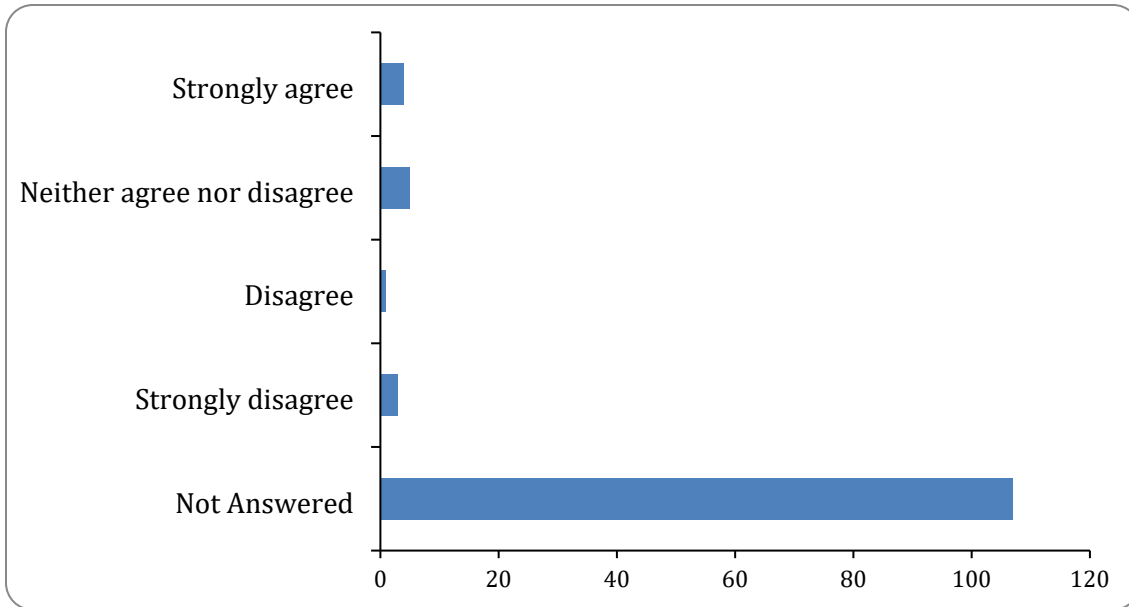
There were 10 responses to this part of the question.



Option	Total	Percent
Yes	1	0.83%
No	9	7.50%
Not Answered	110	91.67%

**59: How far do you agree or disagree with the proposal to move the polling place from St Mary's Church to Centre 70?**

There were 13 responses to this part of the question.



Option	Total	Percent
<b>Strongly agree</b>	4	3.33%
<b>Agree</b>	0	0.00%
<b>Neither agree nor disagree</b>	5	4.17%
<b>Disagree</b>	1	0.83%
<b>Strongly disagree</b>	3	2.50%
<b>Not Answered</b>	107	89.17%

**Comments on proposal to replace Wallingford St Mary's Church as polling place**

There were 10 responses to this part of the question.

- 1 Access in and out of st Mary's is great  
Parking can be an issue  
  
but centre 70 has less parking and is very congested getting in and out of it.
- 2 The main issue with St Marys is the lack of suitable parking
- 3 Having worked this venue for an election and also the hall that's in goldsmiths car park - I found the church difficult to run as a double polling station.  
The previous hall was much easier and more accessible. Centre 70 also has limited/tight parking
- 4 Queues were into road at general election - unsafe. Inappropriate to have in a Christian place of worship given electorate is 50% non-Christian
- 5 There is more space at Centre 70 to enable voters to have privacy to cast their votes. The orientation and proximity of voting kiosks to volunteer tables has always made me feel somewhat uncomfortable.
- 6 Centre 70 is no more spacious than St Mary's, has a tiny car park used by the dance school on the same site, and is no more accessible from the Town Car Parks.

- 7 St Marys is in the centre of town and is easily accessible to all voters - large open space with ramps and flat surfaces for wheelchairs and mobility scooters.
- 8 The church weekend really well. It is large and light.  
When queues form the is space for it off of the road.  
I don't need to consider parking but people can use Waitrose though this isn't free during the day
- 9 A church should not be used for political voting
- 10 St Mary's Church is not large enough for the size of our electorate, and it is not convenient for voters with mobility issues or those that need to drive & park close to the polling place. At busy times, voters often have to queue outside of the church, getting cold & wet and blocking the way for pedestrians & shoppers. Centre 70 is a much better location for all of these issues.

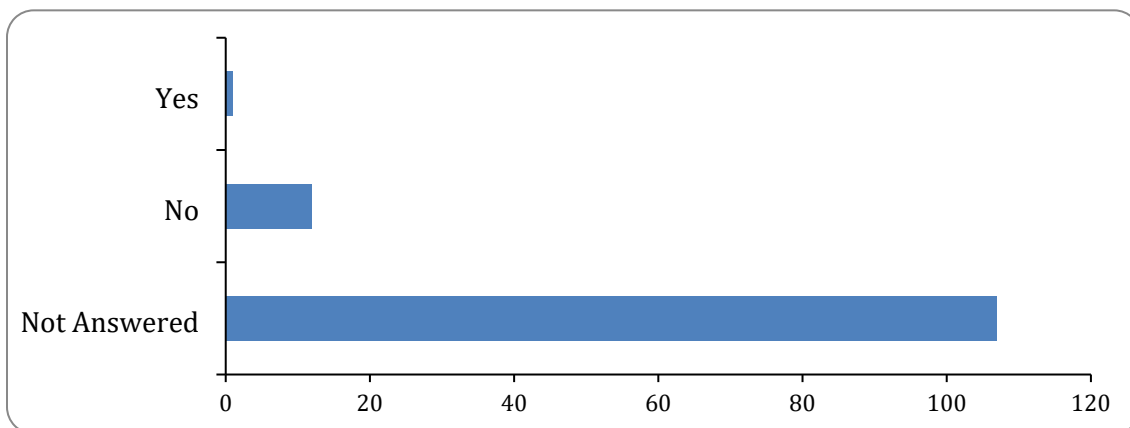
**60: If you can suggest alternative venues in the local area that could replace St Mary's Church as a polling place, use the box below to let us know.**

There were 6 responses to this part of the question.

- 1 Baptist church
- 2 Centre 70, but is busy when ballet classes are running in an adjacent building that shares the carpark.
- 3 Wallingford has very little community space hence difficulty in finding alternatives. Good luck trying to book Centre 70 as they are generally unresponsive
- 4 Wallingford School Main Hall.
- 5 I would not like to see this polling station moved.
- 6 Wallingford School sports hall

**61: Would you like to comment on another polling place in South Oxfordshire?**

There were 13 responses to this part of the question.

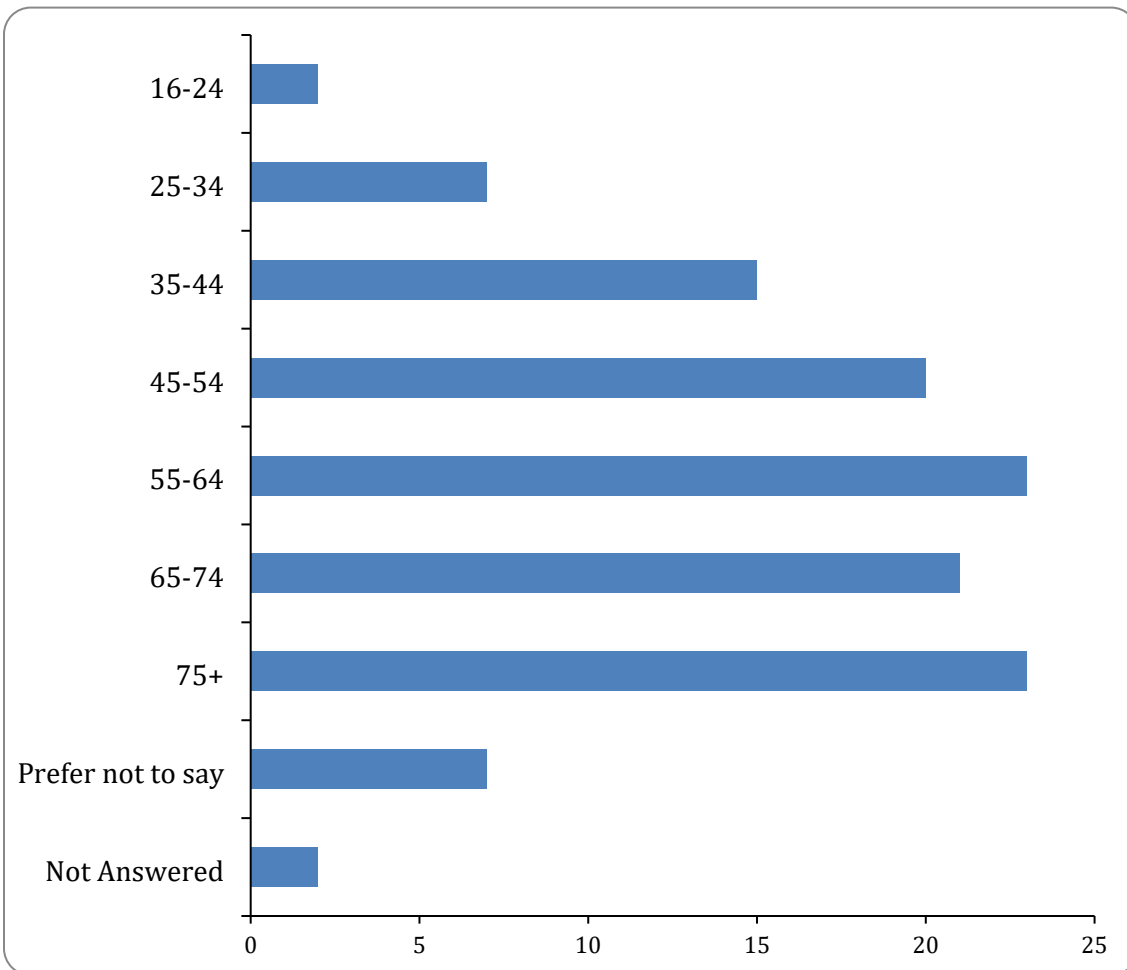


<b>Option</b>	<b>Total</b>	<b>Percent</b>
<b>Yes</b>	1	0.83%
<b>No</b>	12	10.00%
<b>Not Answered</b>	107	89.17%

**EQUALITIES INFORMATION**

**How old are you?**

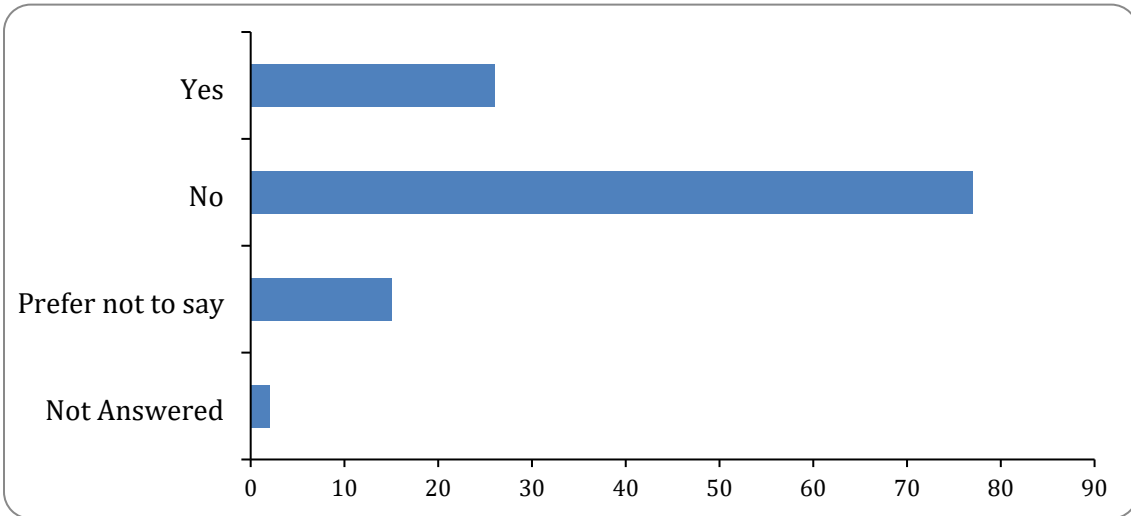
There were 118 responses to this part of the question.



Option	Total	Percent
<b>Under 16</b>	0	0.00%
<b>16-24</b>	2	1.67%
<b>25-34</b>	7	5.83%
<b>35-44</b>	15	12.50%
<b>45-54</b>	20	16.67%
<b>55-64</b>	23	19.17%
<b>65-74</b>	21	17.50%
<b>75+</b>	23	19.17%
<b>Prefer not to say</b>	7	5.83%
<b>Not Answered</b>	2	1.67%

**Do you have any physical or mental health conditions or illness lasting or expecting to last 12 months or more?**

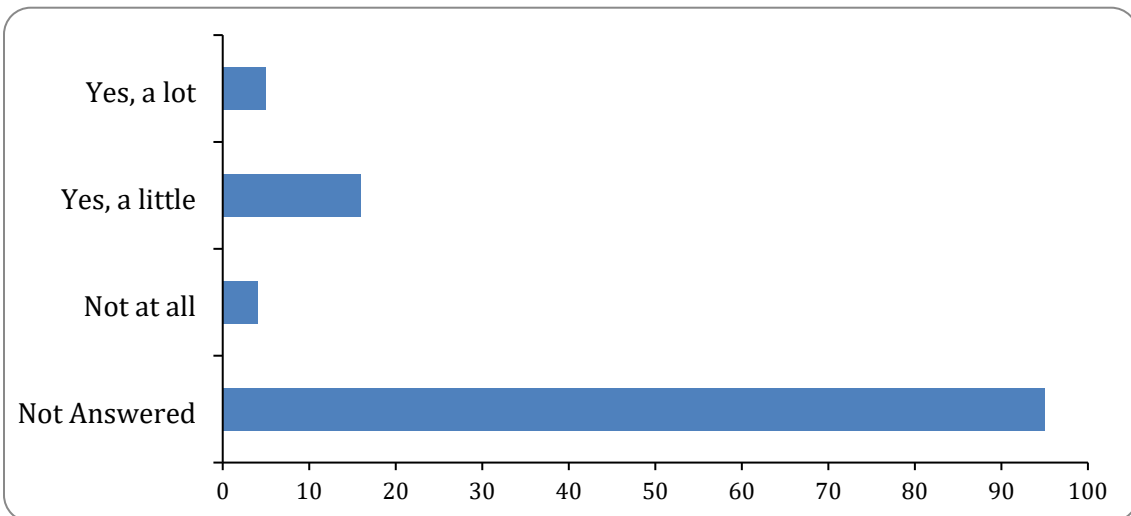
There were 118 responses to this part of the question.



Option	Total	Percent
Yes	26	21.67%
No	77	64.17%
Prefer not to say	15	12.50%
Not Answered	2	1.67%

**Do any of your conditions or illnesses reduce your ability to carry out day to day activities?**

There were 25 responses to this part of the question.



<b>Option</b>	<b>Total</b>	<b>Percent</b>
<b>Yes, a lot</b>	5	4.17%
<b>Yes, a little</b>	16	13.33%
<b>Not at all</b>	4	3.33%
<b>Not Answered</b>	95	79.17%